



Every journey has a soundtrack.
Let's make yours sound amazing.



JL AUDIO® | How we play.®



Engineering & Manufacturing

A commitment to great audio.

JL Audio's continuing commitment to U.S. loudspeaker production is unique in the marine audio industry and is central to the quality, durability and consistency of our marine speakers.

Materials and components from our global network of suppliers feed JL Audio's state-of-the-art production facility in Miramar, Florida. This is where our design engineers, production engineers and production teams work together in one place to deliver a level of quality and performance that separates our products from the rest.




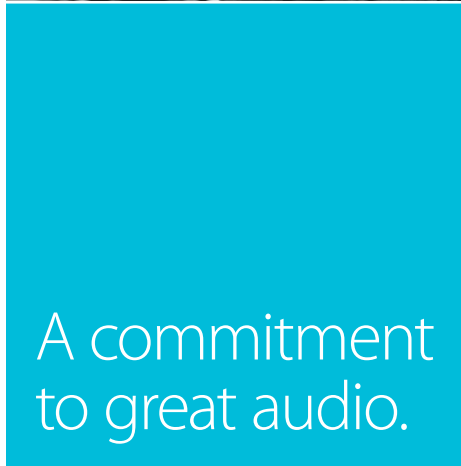
I am very confident you will hear our commitment to great audio every time you listen to our marine audio products.

On behalf of everyone at JL Audio, thank you for the opportunity to earn your business!

Lucio Proni - CEO and Chief Engineer



Andy Oxenhorn, President (L)
& Lucio Proni, CEO and Chief Engineer (R)





JL Audio's research has resulted in 35 U.S. Patents granted, covering 26 inventions related to loudspeakers and audio electronics.





Built for true marine duty.

Ingress Protection / Durability

Established by the International Electrotechnical Commission (IEC), the IP "Ingress Protection" Code (IEC standard 60529) defines and rates the degree of protection provided by enclosures against intrusion from foreign particles and moisture. The digits indicate an enclosure's sealing effectiveness with the conditions established by the standard and range from 0, where no protection is provided, to 6 for solid particles and 9 for liquids, indicating the highest rated protection. A number replaced with the letter X indicates the enclosure is not rated for that spec.



ASTM International Test Standards



B117 - Salt/Fog Test Standard

The salt/fog test standard provides accelerated aging in a controlled corrosive environment to produce relative corrosion resistance information for specimens of metals and coated metals.

D4329 - UV Test Standard

The UV test standard is intended to induce property changes associated with end-use conditions, including the effects of sunlight, moisture, and heat.

JL Audio marine speakers and subwoofers easily exceed industry norms for salt and UV exposure.





Your boat... Your style.

Boats are designed in many different styles. This is why M7, M6 and M3 are offered in various looks so you can find one that best complements the theme of your boat.

The following grille designs are available:

“Classic”: a simple, slat grille design with the classic JL Audio logo, available only in gloss white.

“Sport”: a split-spoke grille design, available in two color schemes: Gloss White and Gray Metallic/Titanium finish (M6/M7) or all Gray Metallic (M3).

The **M6/M7** design lends itself to further customization, with separate trim-ring and grille-insert components.

M6/M7 Trim-Ring & Grille Options		
C-GwGw = Classic Grille Trim Ring Color: Gloss White Grille Color: Gloss White	S-GwGw = Sport Grille Trim Ring Color: Gloss White Grille Color: Gloss White	S-GmTi = Sport Grille Trim Ring Color: Gray Metallic Grille Color: Titanium
M6/M7 Subwoofers	M6/M7 Subwoofers	
M6 Speakers	M6 Speakers	
M3 Grille Options		
C-Gw = Classic Grille Grille Color: Gloss White	S-Gw = Sport Grille Grille Color: Gloss White	S-Gm = Sport Grille Grille Color: Gray Metallic
M3 Subwoofers	M3 Subwoofers	
M3 Speakers	M3 Speakers	



Optional on all M6/M7 models with Sport Grilles is JL Audio's Transflective™ LED speaker lighting technology. By shining light from behind and through a specially engineered cone material, this patented breakthrough delivers a smooth, beautiful cone illumination effect, with no hot spots or reflections on the cone surface.



M3 Speakers and Subwoofers with Sport Grilles offer the option of multi-color (RGB) cone illumination.



Illuminated M3 and M6/M7 speakers may be hard wired to achieve seven fixed lighting colors or control the color and intensity of the lighting actively using the MLC-RW RGB Marine Lighting Controller (sold separately).



MediaMaster®: Great audio begins here. Marine Source Units.



MM105
Marine Source Unit



Worldwide Radio Ready:

Built-in DAB+ Digital Radio, plus multi-continent tuner settings, ensures continuous radio delight from anywhere on the planet.

ALSO IDEAL FOR:



MM50
Marine Source Unit

The music starts here:

JL Audio MediaMaster® Marine Source Units offer tuner and connectivity options for maximum listening flexibility and convenience on the water. Every model prioritizes audio performance, and all are ideal for use with JL Audio marine amplifiers.

The MM105 and MM50 offer oversized controls and super-bright, full color LCD displays with customizable lighting themes for non-stop action, day or night. Both models are weatherproof and NMEA 2000® Certified* for maximum compatibility with vessel networks. The MM105 offers line-level outputs only, while the MM50 is equipped with both line-level outputs and an onboard 100 watt amplifier, to directly power your loudspeakers.

The MediaMaster® MM105-HR operates behind the scenes as a hidden receiver and includes all features of the MM105, minus an LCD display. It can be controlled directly using your compatible MFD* or with the optional MMR-40 NMEA-2000® Network Controller, which has a full-color LCD display.

Enjoying great sound on the water has never been easier or sounded better.



MM105-HR
Hidden Receiver



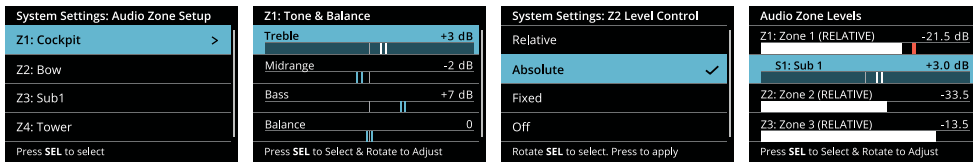
NMEA 2000® Certified:

Interface directly with existing vessel networks.

* Refer to MFD manufacturer for compatibility info.

Versatile Audio Zones

MM105 screens shown with four zones - customize each to your specific audio system and vessel layout



Choose a preset name, or create your own for each Audio Zone, and then configure each zone to operate just the way you want.

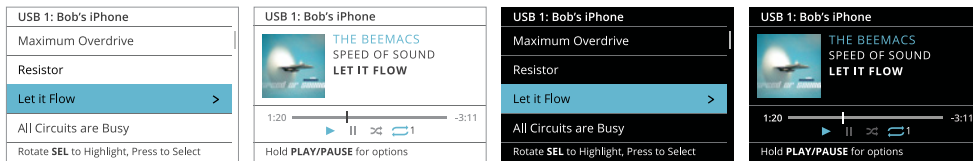
Operate each Audio Zone with its own tone and balance controls, or run them all from the main zone tone controls.

Choose one of three Level Control modes for each Zone, or turn a Zone off completely.

Main Audio Zone screen lets you see all the Audio Zone levels, making it easy to adjust output levels, even when you are on the move.

Customizable Display Themes

MM105 screens shown with iPhone connected via USB 1



Display Theme 1, optimized for Day Mode

Display Theme 2, optimized for Night Mode

Connect your favorite devices

MM105 screens shown



MediaMaster® Accessories:

- MMR-40 Wired Network Controller**
 - NMEA 2000® Network Controller with LCD display for all MediaMaster® source units
- MMR-20-BE Round Wired Remote**
 - Wired, non-display remote for all MediaMaster® source units
- MMR-5N2K Network Volume Controller**
 - NMEA 2000® Volume Controller
- MMC-6 Remote Cable**
 - 6-foot cable for MMR-20-BE
- MMC-25 Remote Cable**
 - 25-foot cable for MMR-20-BE
- MMC-2Y Remote Cable Y-Splitter**
 - Y-adaptor cable for MMC-6 and MMC-25 remote cables
- MMC-PN2K-6 Powered Network Cable**
 - 6-foot cable for MMR-40 or MMR-5N2K (simulates an isolated, stand-alone NMEA2000® network)
- MMC-PN2K-25 Powered Network Cable**
 - 25-foot cable for MMR-40 or MMR-5N2K (simulates an isolated, stand-alone NMEA2000® network)
- MMP-1-BK Mounting Adaptor Plate**
 - Adaptor plate for new and retrofit MM105 installations
- MMP-2-BK Mounting Adaptor Plate**
 - Adaptor plate for new and retrofit MM50 and MMR-40 installations



MMC-Remote Cable Connection



MMC-6 Remote Cable



MMC-2Y Remote Cable Y-Splitter

MediaMaster® Remote Controller Options



MMP1-BK Mounting Adaptor Plate



MMP2-BK Mounting Adaptor Plate



MBT: Unwired. Bluetooth® Receivers and Controllers.

Cut the cord.

JL Audio's MBT Bluetooth® products are in their element on the seas or on the back trails. Both models are water-resistant, with a minimum IPX6 rating.

Armed with Bluetooth® v4.0 and the aptX® codec for outstanding audio fidelity, each can receive audio wirelessly from your compatible streaming device, up to 35 ft. (11 m) away. A stereo pair of RCA outputs connects to any source unit with line-level/ auxiliary inputs. You may also connect either model directly to an amplifier as a stand-alone source unit/receiver, where their 2V RMS output signals (twice that of conventional Bluetooth® receivers) really make a difference.

The super-tiny MBT-RX Bluetooth® Audio Receiver can be hidden in almost any installation location, allowing you to conveniently control your tunes from your device in-hand.

The MBT-CRXv2 Bluetooth® Controller/ Receiver adds the convenience of backlit, push-button audio controls, so that your streaming device can remain safely tucked away. A small footprint and a clever, one-hole design makes installation a simple affair, requiring only a single hole for panel mounting. A square, front-mount adaptor plate is also included.

With JL Audio's MBT Bluetooth® receivers, it's easy to enjoy your favorite music wirelessly.



MBT-CRXv2
(Shown with included mounting adaptor plate.)

ALSO IDEAL FOR:



MediaMaster® Source Units: Features

Model	MM105	MM50	MM105-HR
Type	Weatherproof Marine Source Unit (IP67 rated)	Weatherproof, Powered Marine Source Unit (IP66 rated)	Hideaway, Marine Source Unit
Display	3.5-inch Full Color LCD	2.8-inch Full Color LCD	N/A - Requires a compatible NMEA 2000® Network MFD or MMR-40 NMEA 2000® Network Controller (sold separately)
Display Themes	Separate Day/Night, Configurable	Separate Day/Night, Configurable with Day/Night Toggle Button	N/A
Brightness Control Options	LCD Display, Button Backlighting, Remote Brightness	LCD Display, Button Backlighting, Remote Brightness	N/A
Source Options (some may require additional equipment/subscription)	Digital AM/FM tuner w/RDS, DAB+ Tuner, SiriusXM-Ready™, Bluetooth® with aptX®, Dual USB 2.0 (iPhone® compatible), Dual AUX-In (line-level)	Digital AM/FM tuner w/RDS, Bluetooth®, USB 2.0 (iPhone® compatible), AUX-In (line-level)	Digital AM/FM tuner w/RDS, DAB+ Tuner, SiriusXM-Ready™, Bluetooth® with aptX®, Dual USB 2.0 (iPhone® compatible), Dual AUX-In (line-level)
Favorites	24 presets from all tuner bands	18 presets from AM/FM bands	24 presets from all tuner bands
USB Charge	Yes, USB1: 1A / USB2: 500 mA	Yes, 2.1A	Yes, USB1: 1A / USB2: 500 mA
Output Zones	4, Full-Range + Mono Subwoofer per zone	2, Full-Range + Subwoofer	4, Full-Range + Mono Subwoofer per zone
Audio Outputs	4 sets of 4V RMS line-level	Z1 & Z2: 2 Sets of 4V RMS line-level Z1 & Z2: 4 x 25W RMS speaker-level Sub: 1 Set of 4V RMS line-level	4 sets of 4V RMS line-level
Level Control Options	Relative, Absolute, Fixed, Off	Z1 & Z2: Variable, Fixed, Off Sub: Linked w/Z1 or Z2, Off	Relative, Absolute, Fixed, Off
Tone Control Assignment Options	Same as Main, Independent	Z1 & Z2: Same as Zone 1, Independent Sub: Linked w/Zone 1 or Zone 2, Off	Same as Main, Independent
Tone Controls	Treble, Mid, Bass, Balance	Treble, Mid, Bass, Balance	Treble, Mid, Bass, Balance
Crossover Controls	Sub: Off/60/80/100 Hz Low-Pass	Z1 & Z2: Off/60/80/100/150 Hz High-Pass Sub: 500 Hz Low-Pass	Sub: Off/60/80/100 Hz Low-Pass
Additional Zone Setup Options	Max Volume Limit, Rename Zone	Max Volume Limit, Rename Zone	Max Volume Limit, Rename Zone
NMEA 2000® Certified	Yes	Yes	Yes
Remote Controller Options	MMR-20-BE Wired Remote, MMR-40 NMEA 2000® Network Controller, MMR-5N2K NMEA 2000® Volume Controller, Compatible NMEA 2000® Network MFD	MMR-20-BE Wired Remote, MMR-40 NMEA 2000® Network Controller, MMR-5N2K NMEA 2000® Volume Controller, Compatible NMEA 2000® Network MFD	MMR-20-BE Wired Remote, MMR-40 NMEA 2000® Network Controller, MMR-5N2K NMEA 2000® Volume Controller, Compatible NMEA 2000® Network MFD

MBT Bluetooth® Receivers & Controllers: Specifications

Model	MBT-RX	MBT-CRXv2
Type	Weatherproof Bluetooth® Audio Receiver (IPX6 rated)	Weatherproof Bluetooth® Audio Controller & Receiver (IP67 rated)
Bluetooth® Core/Spec	A2DP / Version 4.0 with aptX® codec	A2DP / Version 4.0 with aptX® codec
Connection Range	Up to 35 ft. (11 m)	Up to 35 ft. (11 m)
Paired Device Capacity	Up to 8	Up to 8
Audio Outputs	1 Set of 2V RMS line-level (male RCA plugs - 60 in)	1 Set of 2V RMS line-level (female RCA plugs - 11 in)
Control Functions	Uses connected Bluetooth® device	LED backlight, push-button controls
Mounting Options	Compact, hideaway design	Flat panel, front or rear mount
Turn-On Method	+12V switched input	+12V switched input or remote turn-on output from head unit
Amplifier Control	N/A	+12V remote turn-on output





M6/M7: Lit. Maximum-Performance Subwoofers.



Engineered for Real Marine Duty

- To ensure long-term performance, all models are designed and built to exceed industry standards for salt-fog and UV exposure. These are true saltwater-rated products.

Ultimate Subwoofer Performance

- All models are designed to deliver powerful, deep bass in open-air boating environments.
- Specialized versions designed for specific applications:
M6-10W - Optimized for compact enclosures
M6-8IB/M6-10IB - Requires no dedicated enclosure

High Power Handling

- Designed to benefit from operation with quality amplification, such as the JL Audio marine amplifiers.

Choose from five great looks!

- “Classic” or “Sport” grille styles, both available in Gloss White
- Sport models also available in a dual, Gray Metallic/Titanium finish
- Sport models also available with Transflective™ illumination

Transflective™ LED Technology

- Optional on Sport grille models, this patented, state-of-the-art RGB LED lighting design produces stunningly smooth cone illumination, with no “hot spots” or reflections on the cone surface.
- Choose from seven fixed-wiring colors or connect a lighting controller accessory (sold separately) for adjustable control. For optimal performance, we recommend the JL Audio MLC-RW (Marine Lighting Controller).

M6-10FES Enclosed Subwoofer:

100% fiberglass-enclosed subwoofer system featuring our M6-10W Subwoofer Driver.

- 100% Fiberglass enclosure construction for years of reliable performance.
- Sealed enclosure, precisely tuned for the M6-10W, delivers outstanding impact and low-frequency extension in open air applications.
- Available in matte black with Gray Metallic/titanium Sport Grille or matte white with white Classic Grille.



Of course you want bigger and better bass, but did you know that adding a subwoofer does much more than that? A properly executed subwoofer system alleviates your main speakers (and the amplifier feeding them) from the stress of reproducing the lowest frequencies in your music. Relieved from this burden, they are free to play louder and cleaner, giving you far better overall audio performance.

JL Audio’s maximum-performance M6 and M7 marine subwoofers deliver the kind of bass that has made JL Audio famous in the automotive and home theater sound arenas. This is bass that will impress you—not only with its sheer level, but even more with its smoothness, balance and precision.

Application-specific models:

The M6-10W is optimized for operation in compact enclosures (0.75 to 1.50 cu. ft.) and feature extremely long linear excursion capability for outstanding output and low-distortion performance. Available as raw drivers or pre-loaded in a 100% fiberglass enclosure, precisely tuned to extract optimum performance from the M6-10W.

Optimized for high-power, infinite-baffle operation, the 8-inch M6-8IB, 10-inch M6-10IB and our colossal 12-inch M7-12IB subwoofers can be installed in a variety of locations, without the need for a dedicated enclosure. This is accomplished with a uniquely tuned motor and suspension design.

Whichever model you choose, your audio system is going to sound amazing.



M7-12



M6-10



M6-8



M6/M7 Subwoofers: Specifications

Model	Description	Nominal Diameter	Mounting Depth	One-Way, Linear Excursion (Xmax)	Nominal Impedance (Znom)	RGB LED Illumination	Recommended RMS Amplifier Power*	Continuous Power Handling (Pt)	Recommended Sealed Enclosure	Recommended Ported Enclosure
Marine Subwoofers										
M6-8IB-C-GwGw-4	8-inch (200 mm) Marine Subwoofer Driver, White Classic Grille, 4 Ω	8.0 in / 200 mm	5.00 in / 127 mm	0.53 in / 14 mm	4 ohm	No	50 - 200 Watts	200 Watts	2.00 cu ft / 56.6 liters	1.50 cu ft / 42.5 liters
M6-8IB-S-GwGw-4	8-inch (200 mm) Marine Subwoofer Driver, White Sport Grille, 4 Ω	8.0 in / 200 mm	5.00 in / 127 mm	0.53 in / 14 mm	4 ohm	No	50 - 200 Watts	200 Watts	2.00 cu ft / 56.6 liters	1.50 cu ft / 42.5 liters
M6-8IB-S-GmTi-4	8-inch (200 mm) Marine Subwoofer Driver, Titanium Sport Grille, 4 Ω	8.0 in / 200 mm	5.00 in / 127 mm	0.53 in / 14 mm	4 ohm	No	50 - 200 Watts	200 Watts	2.00 cu ft / 56.6 liters	1.50 cu ft / 42.5 liters
M6-8IB-S-GwGw-i-4	8-inch (200 mm) Marine Subwoofer Driver, White Sport Grille with RGB LED, 4 Ω	8.0 in / 200 mm	5.00 in / 127 mm	0.53 in / 14 mm	4 ohm	Yes	50 - 200 Watts	200 Watts	2.00 cu ft / 56.6 liters	1.50 cu ft / 42.5 liters
M6-8IB-S-GmTi-i-4	8-inch (200 mm) Marine Subwoofer Driver, Titanium Sport Grille with RGB LED, 4 Ω	8.0 in / 200 mm	5.00 in / 127 mm	0.53 in / 14 mm	4 ohm	Yes	50 - 200 Watts	200 Watts	2.00 cu ft / 56.6 liters	1.50 cu ft / 42.5 liters
M6-10W-C-GwGw-4	10-inch (250 mm) Marine Subwoofer Driver, White Classic Grille, 4 Ω	10 in / 250 mm	5.90 in / 150 mm	0.52 in / 13.2 mm	4 ohm	No	75 - 250 Watts	250 Watts	0.75 cu ft / 21.2 liters	1.50 cu ft / 42.5 liters
M6-10W-S-GwGw-4	10-inch (250 mm) Marine Subwoofer Driver, White Sport Grille, 4 Ω	10 in / 250 mm	5.90 in / 150 mm	0.52 in / 13.2 mm	4 ohm	No	75 - 250 Watts	250 Watts	0.75 cu ft / 21.2 liters	1.50 cu ft / 42.5 liters
M6-10W-S-GmTi-4	10-inch (250 mm) Marine Subwoofer Driver, Titanium Sport Grille, 4 Ω	10 in / 250 mm	5.90 in / 150 mm	0.52 in / 13.2 mm	4 ohm	No	75 - 250 Watts	250 Watts	0.75 cu ft / 21.2 liters	1.50 cu ft / 42.5 liters
M6-10W-S-GwGw-i-4	10-inch (250 mm) Marine Subwoofer Driver, White Sport Grille with RGB LED, 4 Ω	10 in / 250 mm	5.90 in / 150 mm	0.52 in / 13.2 mm	4 ohm	Yes	75 - 250 Watts	250 Watts	0.75 cu ft / 21.2 liters	1.50 cu ft / 42.5 liters
M6-10W-S-GmTi-i-4	10-inch (250 mm) Marine Subwoofer Driver, Titanium Sport Grille with RGB LED, 4 Ω	10 in / 250 mm	5.90 in / 150 mm	0.52 in / 13.2 mm	4 ohm	Yes	75 - 250 Watts	250 Watts	0.75 cu ft / 21.2 liters	1.50 cu ft / 42.5 liters
M6-10IB-C-GwGw-4	10-inch (250 mm) Marine Subwoofer Driver, White Classic Grille, 4 Ω	10 in / 250 mm	5.90 in / 150 mm	0.52 in / 13.2 mm	4 ohm	No	75 - 250 Watts	250 Watts	2.00 cu ft / 56.6 liters	2.50 cu ft / 70.8 liters
M6-10IB-S-GwGw-4	10-inch (250 mm) Marine Subwoofer Driver, White Sport Grille, 4 Ω	10 in / 250 mm	5.90 in / 150 mm	0.52 in / 13.2 mm	4 ohm	No	75 - 250 Watts	250 Watts	2.00 cu ft / 56.6 liters	2.50 cu ft / 70.8 liters
M6-10IB-S-GmTi-4	10-inch (250 mm) Marine Subwoofer Driver, Titanium Sport Grille, 4 Ω	10 in / 250 mm	5.90 in / 150 mm	0.52 in / 13.2 mm	4 ohm	No	75 - 250 Watts	250 Watts	2.00 cu ft / 56.6 liters	2.50 cu ft / 70.8 liters
M6-10IB-S-GwGw-i-4	10-inch (250 mm) Marine Subwoofer Driver, White Sport Grille with RGB LED, 4 Ω	10 in / 250 mm	5.90 in / 150 mm	0.52 in / 13.2 mm	4 ohm	Yes	75 - 250 Watts	250 Watts	2.00 cu ft / 56.6 liters	2.50 cu ft / 70.8 liters
M6-10IB-S-GmTi-i-4	10-inch (250 mm) Marine Subwoofer Driver, Titanium Sport Grille with RGB LED, 4 Ω	10 in / 250 mm	5.90 in / 150 mm	0.52 in / 13.2 mm	4 ohm	Yes	75 - 250 Watts	250 Watts	2.00 cu ft / 56.6 liters	2.50 cu ft / 70.8 liters
M7-12IB-C-GwGw-4	12-inch (300 mm) Marine Subwoofer Driver, White Classic Grille, 4 Ω	12 in / 300 mm	7.94 in / 202 mm	0.73 in / 18.5 mm	4 ohm	No	100 - 600 Watts	600 Watts	3.00 cu ft / 85 liters	5.00 cu ft / 141.6 liters
M7-12IB-S-GwGw-4	12-inch (300 mm) Marine Subwoofer Driver, White Sport Grille, 4 Ω	12 in / 300 mm	7.94 in / 202 mm	0.73 in / 18.5 mm	4 ohm	No	100 - 600 Watts	600 Watts	3.00 cu ft / 85 liters	5.00 cu ft / 141.6 liters
M7-12IB-S-GmTi-4	12-inch (300 mm) Marine Subwoofer Driver, Titanium Sport Grille, 4 Ω	12 in / 300 mm	7.94 in / 202 mm	0.73 in / 18.5 mm	4 ohm	No	100 - 600 Watts	600 Watts	3.00 cu ft / 85 liters	5.00 cu ft / 141.6 liters
M7-12IB-S-GwGw-i-4	12-inch (300 mm) Marine Subwoofer Driver, White Sport Grille with RGB LED, 4 Ω	12 in / 300 mm	7.94 in / 202 mm	0.73 in / 18.5 mm	4 ohm	Yes	100 - 600 Watts	600 Watts	3.00 cu ft / 85 liters	5.00 cu ft / 141.6 liters
M7-12IB-S-GmTi-i-4	12-inch (300 mm) Marine Subwoofer Driver, Titanium Sport Grille with RGB LED, 4 Ω	12 in / 300 mm	7.94 in / 202 mm	0.73 in / 18.5 mm	4 ohm	Yes	100 - 600 Watts	600 Watts	3.00 cu ft / 85 liters	5.00 cu ft / 141.6 liters
Marine Enclosed Subwoofers										
M6-10FES-Mw-C-GwGw	Single M6-10W, Fiberglass Sealed Enclosure, White Classic Grille, 4 Ω	10 in / 250 mm	N/A	0.52 in / 13.2 mm	4 ohm	No	75 - 250 Watts	250 Watts	N/A	N/A
M6-10FES-Mb-S-GmTi	Single M6-10W, Fiberglass Sealed Enclosure, Titanium Sport Grille, 4 Ω	10 in / 250 mm	N/A	0.52 in / 13.2 mm	4 ohm	No	75 - 250 Watts	250 Watts	N/A	N/A

* **Recommended RMS Amplifier Power for Subwoofer Drivers:** This is the RMS amplifier power recommended by JL Audio for each driver. Choosing a good quality amplifier in this power range will make use of the woofer's low-distortion performance envelope, without undue risk of failure. Use of less than the recommended power range may not damage the woofer, but may result in unsatisfactory performance. Caution must be exercised when using amplifiers that approach or meet the maximum recommended power. Use of an amplifier that exceeds the driver's "Continuous Power Handling (Pt)" specification voids the warranty.



M6: Lit. Maximum-Performance Speakers.

Engineered for Real Marine Duty

- To ensure long-term performance, all models are designed and built to exceed industry standards for salt-fog and UV exposure. These are true saltwater-rated products.

World-Class Sound Quality

- Available in three speaker sizes (6.5, 7.7 and 8.8 inches), all models are designed to operate in open-air boating environments, delivering powerful, smooth sound that is several steps beyond common marine speakers.
- Long-excursion, DMA-optimized woofers and matching silk dome tweeters for each coaxial size produce superior output capability with impressive bass response and sparkling high frequency detail.
- Designed to benefit from operation with quality amplification, such as the JL Audio marine amplifiers.

Advanced Crossover Networks with Electronic Tweeter Protection

- Each model features an integrated, multi-order, true 2-way crossover, specifically optimized for each speaker size.
- Each crossover network employs an electronic tweeter protection circuit to minimize the possibility of tweeter failure.
- All crossover components are secured within the woofer's chassis, protected from the elements.

Choose from five great looks!

- "Classic" or "Sport" grille styles, both available in Gloss White
- Sport models also available in a dual, Gray Metallic/Titanium finish
- All "Sport" grille models available with optional Transflective™ illumination

Transflective™ LED Technology

- Optional on Sport grille models, this patented, state-of-the-art RGB LED lighting design produces stunningly smooth cone illumination, with no "hot spots" or reflections on the cone surface.
- Choose from seven fixed-wiring colors or connect a lighting controller accessory (sold separately) for adjustable control. For optimal performance, we recommend the JL Audio MLC-RW (Marine Lighting Controller).

Engineered for stand-alone use, or in conjunction with our marine subwoofers, M6 marine speaker systems are built to deliver unmatched audio fidelity on the water. Equipped with a front-mounted tweeter, suspended above a woofer, all M6 coaxial systems are optimized to yield superior frequency response and smooth mid-range dispersion.

The woofer unit in each coaxial loudspeaker, features a motor system optimized with JL Audio's proprietary DMA technology, which leads to linear performance and controlled behavior at all listening levels. Matching silk dome tweeters, sized specifically for each woofer's diameter (0.8, 1.0, or 1.25-inch), produce sparkling detail and excellent off-axis response for balanced coverage in the entire listening area, with none of the harshness common to lesser marine speakers.

For traditional 6.5-inch marine mounting locations, our compact M6-650X offers a maximum performance audio upgrade on a wide range of boats.

For an extra sonic edge, consider our oversized, 7.7-inch diameter M6-770X for more bass, higher output and better clarity at high volume levels than 6.5-inch speakers, thanks to 20% more sound radiating area and a larger tweeter.

For those who believe that there is no such thing as "too much of a good thing," our massive 8.8-inch, M6-880X represents another giant performance leap, far surpassing the output and low-frequency capabilities of our very capable 7.7-inch models.

M6-650X-S-GwGw

M6-880X-C-GwGw



M6-770X-S-GmTi-i

M6 Speakers: Specifications


Model	Description	Nominal Diameter	Mounting Depth	Tweeter	Nominal Impedance (Znom)	RGB LED Illumination	Recommended RMS Amplifier Power*	System Efficiency (@ 1W/1m)	System Frequency Response
Marine Coaxial Speaker Systems									
M6-650X-C-GwGw	6.5-inch (165 mm) Coaxial Speaker System, White Classic Grilles	6.5 in / 165 mm	3.00 in / 76 mm	0.80 in / 20 mm	4 ohm	No	25 - 150 Watts	89.5 dB	55 Hz - 25 KHz ± 3 dB
M6-650X-S-GwGw	6.5-inch (165 mm) Coaxial Speaker System, White Sport Grilles	6.5 in / 165 mm	3.00 in / 76 mm	0.80 in / 20 mm	4 ohm	No	25 - 150 Watts	89.5 dB	55 Hz - 25 KHz ± 3 dB
M6-650X-S-GmTi	6.5-inch (165 mm) Coaxial Speaker System, Titanium Sport Grilles	6.5 in / 165 mm	3.00 in / 76 mm	0.80 in / 20 mm	4 ohm	No	25 - 150 Watts	89.5 dB	55 Hz - 25 KHz ± 3 dB
M6-650X-S-GwGw-i	6.5-inch (165 mm) Coaxial Speaker System, White Sport Grilles with RGB LED	6.5 in / 165 mm	3.00 in / 76 mm	0.80 in / 20 mm	4 ohm	Yes	25 - 150 Watts	89.5 dB	55 Hz - 25 KHz ± 3 dB
M6-650X-S-GmTi-i	6.5-inch (165 mm) Coaxial Speaker System, Titanium Sport Grilles with RGB LED	6.5 in / 165 mm	3.00 in / 76 mm	0.80 in / 20 mm	4 ohm	Yes	25 - 150 Watts	89.5 dB	55 Hz - 25 KHz ± 3 dB
M6-770X-C-GwGw	7.7-inch (196 mm) Coaxial Speaker System, White Classic Grilles	7.7 in / 196 mm	3.32 in / 84 mm	1.0 in / 25 mm	4 ohm	No	40 - 200 Watts	91.0 dB	45 Hz - 25 KHz ± 3 dB
M6-770X-S-GwGw	7.7-inch (196 mm) Coaxial Speaker System, White Sport Grilles	7.7 in / 196 mm	3.32 in / 84 mm	1.0 in / 25 mm	4 ohm	No	40 - 200 Watts	91.0 dB	45 Hz - 25 KHz ± 3 dB
M6-770X-S-GmTi	7.7-inch (196 mm) Coaxial Speaker System, Titanium Sport Grilles	7.7 in / 196 mm	3.32 in / 84 mm	1.0 in / 25 mm	4 ohm	No	40 - 200 Watts	91.0 dB	45 Hz - 25 KHz ± 3 dB
M6-770X-S-GwGw-i	7.7-inch (196 mm) Coaxial Speaker System, White Sport Grilles with RGB LED	7.7 in / 196 mm	3.32 in / 84 mm	1.0 in / 25 mm	4 ohm	Yes	40 - 200 Watts	91.0 dB	45 Hz - 25 KHz ± 3 dB
M6-770X-S-GmTi-i	7.7-inch (196 mm) Coaxial Speaker System, Titanium Sport Grilles with RGB LED	7.7 in / 196 mm	3.32 in / 84 mm	1.0 in / 25 mm	4 ohm	Yes	40 - 200 Watts	91.0 dB	45 Hz - 25 KHz ± 3 dB
M6-880X-C-GwGw	8.8-inch (224 mm) Coaxial Speaker System, White Classic Grilles	8.8 in / 224 mm	5.00 in / 127 mm	1.25 in / 32 mm	4 ohm	No	50 - 250 Watts	90.5 dB	38 Hz - 20 KHz ± 3 dB
M6-880X-S-GwGw	8.8-inch (224 mm) Coaxial Speaker System, White Sport Grilles	8.8 in / 224 mm	5.00 in / 127 mm	1.25 in / 32 mm	4 ohm	No	50 - 250 Watts	90.5 dB	38 Hz - 20 KHz ± 3 dB
M6-880X-S-GmTi	8.8-inch (224 mm) Coaxial Speaker System, Titanium Sport Grilles	8.8 in / 224 mm	5.00 in / 127 mm	1.25 in / 32 mm	4 ohm	No	50 - 250 Watts	90.5 dB	38 Hz - 20 KHz ± 3 dB
M6-880X-S-GwGw-i	8.8-inch (224 mm) Coaxial Speaker System, White Sport Grilles with RGB LED	8.8 in / 224 mm	5.00 in / 127 mm	1.25 in / 32 mm	4 ohm	Yes	50 - 250 Watts	90.5 dB	38 Hz - 20 KHz ± 3 dB
M6-880X-S-GmTi-i	8.8-inch (224 mm) Coaxial Speaker System, Titanium Sport Grilles with RGB LED	8.8 in / 224 mm	5.00 in / 127 mm	1.25 in / 32 mm	4 ohm	Yes	50 - 250 Watts	90.5 dB	38 Hz - 20 KHz ± 3 dB




* **Recommended RMS Amplifier Power for Full-Range Speakers:** This is the RMS amplifier power recommended by JL Audio for each speaker system (per channel). A properly set, good quality amplifier in this power range will produce clean, dynamic audio without undue risk of failure when listening to music. Failure to set the amplifier's input sensitivity correctly will compromise reliability. Use of less than the recommended power range will not damage the speakers, but may result in unsatisfactory performance. Use of more power than recommended will compromise reliability with aggressive use and will void the warranty.



M6: Luxe. Unmatched Sound, Refined Looks



M6-770X-L-GwGw
Coaxial Loudspeaker



M6-101B-L-GwGw-4
Subwoofer



Great Audio for the Finest Vessels

- Top-flight audio performance and durability in luxury marine installations.
- Low-profile, fine mesh grille for a discreet visual presentation.
- Designed to benefit from operation with quality amplification, such as the JL Audio marine amplifiers.

Engineered for Real Marine Duty

- To ensure long-term performance, all models are designed and built to exceed industry standards for salt-fog and UV exposure. These are true saltwater-rated products.

Our Best Marine Loudspeaker Technology

- Coaxial models feature a long-excursion, DMA-optimized woofer and size-specific silk dome tweeter for impressive bass response and superior high-frequency detail.
- Each model is outfitted with a unique, multi-order, true 2-way crossover, housed within the woofer's chassis, guarded from the elements.
- Each crossover network employs an electronic tweeter protection circuit to minimize the possibility of tweeter failure.

Reference Marine Subwoofer Performance

- Subwoofer models include a long excursion woofer design, with highly optimized motor and suspension systems for outstanding sound and output.
- Able to generate smooth, powerful bass, while blending in with the finest vessel designs.
- Intended for infinite-baffle applications (no enclosure needed).



M6-770X-L-GwGw
Coaxial Loudspeaker



M6-650X-L-GwGw
Coaxial Loudspeaker



M6-101B-L-GwGw-4
Subwoofer

M6 Speakers & Subwoofers with Luxe Grille: Specifications

Model	Description	Nominal Diameter	Mounting Depth	Tweeter	Nominal Impedance (Znom)	RGB LED Illumination	Recommended RMS Amplifier Power*	System Efficiency (@ 1W/1m)	System Frequency Response
Marine Coaxial Speaker Systems									
M6-650X-L-GwGw	6.5-inch (165 mm) Coaxial Speaker, White Luxe Grille	6.5 in / 165 mm	3.87 in / 98 mm	0.80 in / 20 mm	4 ohm	No	25 - 150 Watts	89.5 dB	55 Hz - 25 KHz ± 3 dB
M6-770X-L-GwGw	7.7-inch (196 mm) Coaxial Speaker, White Luxe Grille	7.7 in / 196 mm	4.26 in / 108 mm	1.0 in / 25 mm	4 ohm	No	40 - 200 Watts	91.0 dB	45 Hz - 25 KHz ± 3 dB
M6-880X-L-GwGw	8.8-inch (224 mm) Coaxial Speaker, White Luxe Grille	8.8 in / 224 mm	6.30 in / 160 mm	1.25 in / 32 mm	4 ohm	No	50 - 250 Watts	90.5 dB	38 Hz - 20 KHz ± 3 dB

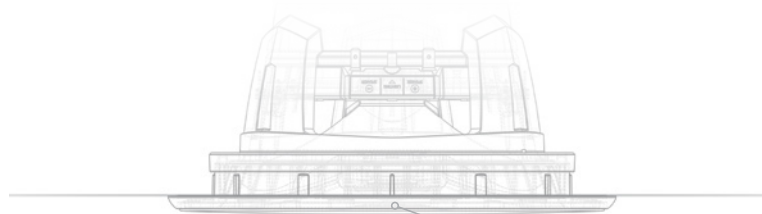
Model	Description	Nominal Diameter	Mounting Depth	One-Way, Linear Excursion (Xmax)	Nominal Impedance (Znom)	RGB LED Illumination	Recommended RMS Amplifier Power*	Continuous Power Handling (Pt)	Recommended Sealed Enclosure	Recommended Ported Enclosure
Marine Subwoofers										
M6-81B-L-GwGw-4	8-inch (200 mm) Marine Subwoofer Driver, White Luxe Grille, 4 Ω	8.0 in / 200 mm	6.30 in / 160 mm	0.53 in / 14 mm	4 ohm	No	50 - 200 Watts	200 Watts	2.00 cu ft / 56.6 liters	1.50 cu ft / 42.5 liters
M6-101B-L-GwGw-4	10-inch (250 mm) Marine Subwoofer Driver, White Luxe Grille, 4 Ω	10 in / 250 mm	6.98 in / 177 mm	0.52 in / 13.2 mm	4 ohm	No	75 - 250 Watts	250 Watts	2.00 cu ft / 56.6 liters	2.50 cu ft / 70.8 liters

* **Recommended RMS Amplifier Power for Full-Range Speakers:** This is the RMS amplifier power recommended by JL Audio for each speaker system (per channel). A properly set, good quality amplifier in this power range will produce clean, dynamic audio without undue risk of failure when listening to music. Failure to set the amplifier's input sensitivity correctly will compromise reliability. Use of less than the recommended power range will not damage the speakers, but may result in unsatisfactory performance. Use of more power than recommended will compromise reliability with aggressive use and will void the warranty.

Recommended RMS Amplifier Power for Subwoofer Drivers: This is the RMS amplifier power recommended by JL Audio for each driver. Choosing a good quality amplifier in this power range will make use of the woofer's low-distortion performance envelope, without undue risk of failure. Use of less than the recommended power range may not damage the woofer, but may result in unsatisfactory performance. Caution must be exercised when using amplifiers that approach or meet the maximum recommended power. Use of an amplifier that exceeds the driver's "Continuous Power Handling (Pt)" specification voids the warranty.

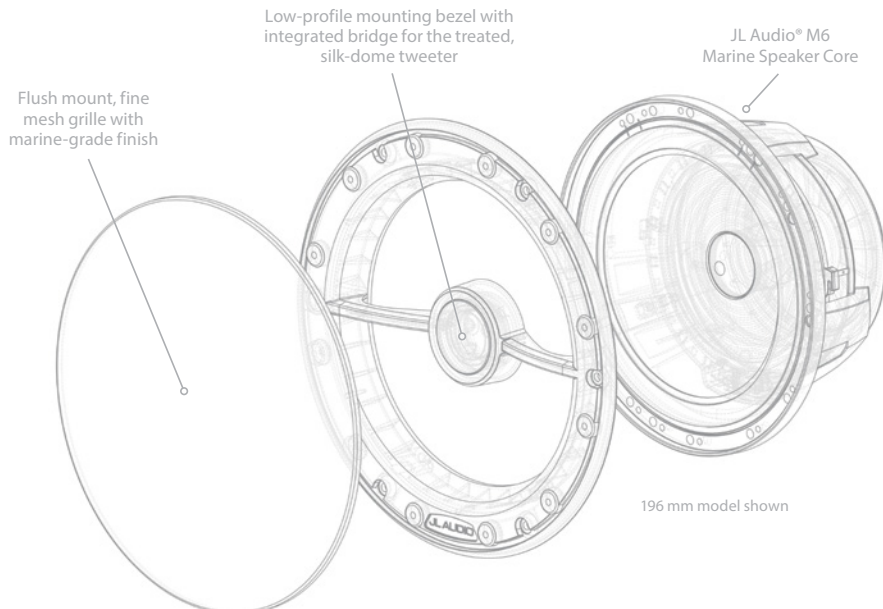


Fine mesh grille is securely attached with embedded magnets.



Minimal protrusion into cabin space

Marine Grade, Architectural Flair.





M6-VEX™ & ETXv3: Lit. Maximum-Performance Enclosed Speakers.

Engineered as a Complete System

- Sealed enclosures are tuned to provide optimal sound, while keeping the elements out.
- Acoustically engineered to operate in open air marine environments, delivering powerful, smooth sound that is several steps beyond common weatherproof speakers.

Purpose-Built for Real Marine Duty

- To ensure long-term performance, all models are designed and built to exceed industry standards for salt-fog and UV exposure. These are true saltwater-rated products.
- Speakers and Enclosures are molded from Marine-grade polymer to resist salt and UV exposure

Flexible mounting options (shown on next page)

A range of precision-machined mounting fixtures designed to fit a variety of installation applications, engineered for precise aiming and optimum sound quality.

- **M6-VEX™:**
 - Swiveling pipe clamp
 - Swiveling deck mount
- **M6-ETXv3:**
 - Fixed pipe clamp
 - Swiveling pipe clamp
 - Fixed deck-mount
 - Tilting deck-mount
- All mounting hardware is saltwater grade.

Choose from multiple great looks!

- **M6-VEX™:**
 - Gloss white enclosure, with "Sport" grilles in Gloss White
 - Matte black enclosure, with "Sport" grilles in a dual Gray Metallic/Titanium finish
- **M6-ETXv3:**
 - Gloss white enclosure, with "Classic" or "Sport" grilles, both available in gloss White
 - Satin black enclosure, with "Sport" grilles in a dual Gray Metallic/Titanium finish
- All "Sport" grille models available with optional Transflective™ illumination

Transflective™ LED Technology

- Optional on Sport grille models, this patented, state-of-the-art RGB LED lighting design produces stunningly smooth cone illumination, with no "hot spots" or reflections on the cone surface.
- Choose from seven fixed-wiring colors or connect a lighting controller accessory (sold separately) for adjustable control. For optimal performance, we recommend the JL Audio MLC-RW (Marine Lighting Controller).



Designed for Custom-Mounting

For applications with angled pipes, VEX™ and ETXv3 enclosures are designed to receive the speaker in virtually any angle of rotation for a clean, finished look.

Equipped with our maximum-performance speakers, M6 enclosed speakers are designed to deliver crystal clear sound in all kinds of marine and outdoor applications. Like all JL Audio marine speakers, these enclosed systems are built to withstand the harshest UV exposure and saltwater marine environments, delivering pure audio delight for years to come.

M6-650VEX-Gw-S-GwGw-i



M6-VEX™ pods are ultra-compact marine speakers, ideal for open-air installations, especially where space is limited. These rugged speaker systems feature our premium M6-650X coaxial speakers, housed in tough, injection-molded enclosures, perfect for small boats or personal watercraft (PWC). Optimized for use with a high-quality subwoofer system, each VEX™ pod is designed to deliver clean, loud output in the most demanding environments.

M6-VEX™ Models (sold as pairs):

M6-650VEX
6.5-inch enclosed coaxial system
75W, 4 ohms

PS-SWMCP (shown on next page):

VEX™ enclosures are pictured with mounting fixtures attached (sold separately).

ETXv3-CVR

Gray neoprene, zippered cover protects ETXv3 systems during storage and trailering. Available for 7.7-inch and 8.8-inch ETXv3 speaker systems. Sold as pairs



Choose from
7.7-inch
or 8.8-inch
models!

For larger vessels and more demanding applications, M6-ETXv3 speaker systems are engineered to generate superb sound quality, with strong projected output that can be heard well beyond the boat. Designed to be installed up high, these sleek enclosures are precision-molded with our proprietary marine-grade polymer for outstanding durability in real marine conditions.

Available in two size variants, M6-770ETXv3 models are equipped with oversized 7.7-inch coaxial drivers for fuller sound with plenty of deep, mid-bass output. For those in search of even more performance, the larger M6-880ETXv3 models employ our massive 8.8-inch coaxials for remarkable output and fidelity.

M6-ETXv3 Models (sold as pairs):

M6-770ETXv3
7.7-inch tower coaxial system
100W, 4 ohms


M6-880ETXv3
8.8-inch tower coaxial system,
125W, 4 ohms

M-MCPv3 (shown on next page):

ETXv3 enclosures are pictured with mounting fixtures attached (sold separately).



Mounting Fixtures: for VEX™ & ETXv3 Enclosed Speaker Systems



Mounting Hardware for ETXv3 Enclosed Speaker Systems (sold separately as pairs)			
Fixed Mount Model		Swivel Mount Model	Fixture Size / Description
M-MCPv3-1.315		M-SWMCMPv3-1.315	1.315" (33 mm) inner-diameter
M-MCPv3-1.660		M-SWMCMPv3-1.660	1.660" (42 mm) inner-diameter
M-MCPv3-1.900		M-SWMCMPv3-1.900	1.900" (48 mm) inner-diameter
M-MCPv3-2.000		M-SWMCMPv3-2.000	2.000" (51 mm) inner-diameter
M-MCPv3-2.250		M-SWMCMPv3-2.250	2.250" (57 mm) inner-diameter
M-MCPv3-2.375		M-SWMCMPv3-2.375	2.375" (60 mm) inner-diameter
M-MCPv3-2.500		M-SWMCMPv3-2.500	2.500" (64 mm) inner-diameter
M-MCPv3-2.875		N/A	2.875" (73 mm) inner-diameter
M-MCPv3-3.000		N/A	3.000" (76 mm) inner-diameter
M-MCPv3-MC		N/A	MasterCraft®-specific design
M-MCPv3-DM		N/A	Deck/Surface mount with adjustable tilt
M-MCPv3-SM		N/A	Surface mount
M-MCPv3-MC/LP		N/A	MasterCraft®-specific design
M-MCPv3-NA		N/A	Deck/Surface mount & Nautique®-specific design
M-MCPv3-SU-Top		N/A	Top tower mount & Supra®-specific design
M-MCPv3-SU-Side		N/A	Side tower mount & Supra®-specific design

Mounting Hardware for VEX™ Enclosed Speaker Systems (sold separately as pairs)			
Model	Fixture Size / Description	Model	Fixture Size / Description
PS-SWMCMP-B-0.750	0.750 in (19 mm) inner-diameter	PS-SWMCMP-B-2.000	2.000 in (51 mm) inner-diameter
PS-SWMCMP-B-0.875	0.875 in (22 mm) inner-diameter	PS-SWMCMP-B-2.250	2.250 in (57 mm) inner-diameter
PS-SWMCMP-B-1.000	1.000 in (25 mm) inner-diameter	PS-SWMCMP-B-2.375	2.375 in (60 mm) inner-diameter
PS-SWMCMP-B-1.125	1.125 in (29 mm) inner-diameter	PS-SWMCMP-B-2.500	2.500 in (64 mm) inner-diameter
PS-SWMCMP-B-1.250	1.250 in (32 mm) inner-diameter	PS-SWMCMP-B-2.625	2.625 in (67 mm) inner-diameter
PS-SWMCMP-B-1.375	1.375 in (35 mm) inner-diameter	PS-SWMCMP-B-2.750	2.750 in (70 mm) inner-diameter
PS-SWMCMP-B-1.500	1.500 in (38 mm) inner-diameter	PS-SWMCMP-B-2.875	2.875 in (73 mm) inner-diameter
PS-SWMCMP-B-1.625	1.625 in (41 mm) inner-diameter	PS-SWMCMP-B-3.000	3.000 in (76 mm) inner-diameter
PS-SWMCMP-B-1.700	1.700 in (43 mm) inner-diameter	PS-SWMCMP-B-3.250	3.250 in (83 mm) inner-diameter
PS-SWMCMP-B-1.750	1.750 in (45 mm) inner-diameter	PS-SWMCMP-C-SM	Deck/Surface mount, clear anodized
PS-SWMCMP-B-1.850	1.850 in (46 mm) inner-diameter	PS-SWMCMP-B-SM	Deck/Surface mount, black anodized
PS-SWMCMP-B-1.875	1.875 in (48 mm) inner-diameter		

M6 Enclosed Speaker Systems: Specifications

Model	Description	Enclosure Depth	Woofer	Tweeter	Nominal Impedance (Znom)	RGB LED Illumination	Recommended RMS Amplifier Power*	System Efficiency (@ 1W/1m)	System Frequency Response (Measured in its enclosure)
Enclosed Speaker Systems									
M6-650VEX-Gw-S-GwGw	6.5-inch (165 mm) Enclosed Coaxial System, White Gloss, White Sport Grilles	6.17 in / 157 mm	6.5 in / 165 mm	0.80 in / 20 mm	4 ohm	No	25 - 150 Watts	89.5 dB	100 Hz - 25 KHz ± 3 dB
M6-650VEX-Gw-S-GwGw-i						Yes			
M6-650VEX-Mb-S-GmTi	6.5-inch (165 mm) Enclosed Coaxial System, Matte Black, Titanium Sport Grilles	6.17 in / 157 mm	6.5 in / 165 mm	0.80 in / 20 mm	4 ohm	No	25 - 150 Watts	89.5 dB	100 Hz - 25 KHz ± 3 dB
M6-650VEX-Mb-S-GmTi-i						Yes			
M6-770ETXv3-Gw-C-GwGw	7.7-inch (196 mm) Enclosed Tower Coaxial System, White Gloss, White Classic Grilles	12.62 in / 321 mm	7.7 in / 196 mm	1.0 in / 25 mm	4 ohm	No	40 - 200 Watts	91.0 dB	45 Hz - 25 KHz ± 3 dB
M6-770ETXv3-Gw-S-GwGw	7.7-inch (196 mm) Enclosed Tower Coaxial System, White Gloss, White Sport Grilles	12.67 in / 322 mm	7.7 in / 196 mm	1.0 in / 25 mm	4 ohm	No	40 - 200 Watts	91.0 dB	45 Hz - 25 KHz ± 3 dB
M6-770ETXv3-Gw-S-GwGw-i						Yes			
M6-770ETXv3-Sb-S-GmTi	7.7-inch (196 mm) Enclosed Tower Coaxial System, Satin Black, Titanium Sport Grilles	12.67 in / 322 mm	7.7 in / 196 mm	1.0 in / 25 mm	4 ohm	No	40 - 200 Watts	91.0 dB	45 Hz - 25 KHz ± 3 dB
M6-770ETXv3-Sb-S-GmTi-i						Yes			
M6-880ETXv3-Gw-C-GwGw	8.8-inch (224 mm) Enclosed Tower Coaxial System, White Gloss, White Classic Grilles	14.73 in / 374 mm	8.8 in / 224 mm	1.25 in / 32 mm	4 ohm	No	50 - 250 Watts	90.5 dB	38 Hz - 20 KHz ± 3 dB
M6-880ETXv3-Gw-S-GwGw	8.8-inch (224 mm) Enclosed Tower Coaxial System, White Gloss, White Sport Grilles	14.80 in / 376 mm	8.8 in / 224 mm	1.25 in / 32 mm	4 ohm	No	50 - 250 Watts	90.5 dB	38 Hz - 20 KHz ± 3 dB
M6-880ETXv3-Gw-S-GwGw-i						Yes			
M6-880ETXv3-Sb-S-GmTi	8.8-inch (224 mm) Enclosed Tower Coaxial System, Satin Black, Titanium Sport Grilles	14.80 in / 376 mm	8.8 in / 224 mm	1.25 in / 32 mm	4 ohm	No	50 - 250 Watts	90.5 dB	38 Hz - 20 KHz ± 3 dB
M6-880ETXv3-Sb-S-GmTi-i						Yes			

* **Recommended RMS Amplifier Power for Full-Range Speakers (Components and Coaxials):** This is the RMS amplifier power recommended by JL Audio for each speaker system (per channel). A properly set, good quality amplifier in this power range will produce clean, dynamic audio without undue risk of failure when listening to music. Failure to set the amplifier's input sensitivity correctly will compromise reliability. Use of less than the recommended power range will not damage the speakers, but may result in unsatisfactory performance. Use of more power than recommended will compromise reliability with aggressive use and will void the warranty.



M3: Play better.

High-Performance Speakers & Subwoofers.

Engineered for Real Marine Duty

- To ensure long-term performance, all models are designed and built to exceed industry standards for salt-fog and UV exposure. These are true saltwater-rated products.

Outstanding sound quality

- All models are designed to operate in open-air boat environments, delivering powerful, smooth sound that is several steps beyond common marine speakers. These are not car speakers painted white; they are acoustically engineered for boat installations.

Versatile power handling

- Suitable for use with standard marine head-unit power.
- Designed to benefit from operation with quality amplification, such as the JL Audio marine amplifiers.

Choose from five great looks!

- "Classic" or "Sport" grille styles, both available in Gloss White
- Sport models also available in a sleek, all Gray Metallic finish
- Sport models also available with RGB LED illumination

Built-In RGB LED Lighting

- Optional on Sport grille models, multi-color LEDs are embedded within each speaker grille to produce vibrant accent lighting
- Choose from seven fixed-wiring colors or connect a lighting controller accessory (sold separately) for adjustable control. For optimal performance, we recommend the JL Audio MLC-RW (Marine Lighting Controller).



M3-10IB-C-Gw-4

JL Audio® marine subwoofer performance at a really great price!
10-inch subwoofer driver
175W, 4 ohms (sold individually)
Designed for infinite-baffle operation (no enclosure needed).



M3-770X-S-Gw-i

We know that you expect great performance and top quality when you choose JL Audio for your marine audio system. This is why our more affordable M3 Series speakers are designed with the same "DNA" as our flagship speakers and are built alongside them. We also use the same marine-grade materials to ensure outstanding longevity in real-world boating use.

Most importantly, our fanatical approach to sound quality is in full effect, this time optimized for moderate power systems.

M3 speaker systems are available for flush-mounting, or as enclosed systems (page 20) that are ideal for tower, deck mounting and many other self-contained applications.



M3-770X-C-Gw

Super-sized for more output, deeper bass response and superior sound quality!
7.7-inch coaxial speaker system,
70W, 4 ohms (sold as pairs)



M3-650X-S-Gm

The ideal replacement for standard-sized marine 6.5-inch speakers!
6.5-inch coaxial speaker system,
60W, 4 ohms (sold as pairs)

M3 Speakers & Subwoofers: Specifications

Model	Description	Nominal Diameter	Mounting Depth	Tweeter	Nominal Impedance (Znom)	RGB LED Illumination	Recommended RMS Amplifier Power*	System Efficiency (@ 1W/1m)	System Frequency Response
Marine Coaxial Speaker Systems									
M3-650X-C-Gw	6.5-inch (165 mm) Coaxial Speaker System, White Classic Grilles	6.5 in / 165 mm	2.74 in / 69.5 mm	0.75 in / 19 mm	4 ohm	No	20 - 125 Watts	89.5 dB	55 Hz - 25 KHz ± 3 dB
M3-650X-S-Gw	6.5-inch (165 mm) Coaxial Speaker System, White Sport Grilles	6.5 in / 165 mm	2.74 in / 69.5 mm	0.75 in / 19 mm	4 ohm	No	20 - 125 Watts	89.5 dB	55 Hz - 25 KHz ± 3 dB
M3-650X-S-Gm	6.5-inch (165 mm) Coaxial Speaker System, Titanium Sport Grilles	6.5 in / 165 mm	2.74 in / 69.5 mm	0.75 in / 19 mm	4 ohm	No	20 - 125 Watts	89.5 dB	55 Hz - 25 KHz ± 3 dB
M3-650X-S-Gw-i	6.5-inch (165 mm) Coaxial Speaker System, White Sport Grilles with RGB LED	6.5 in / 165 mm	2.74 in / 69.5 mm	0.75 in / 19 mm	4 ohm	Yes	20 - 125 Watts	89.5 dB	55 Hz - 25 KHz ± 3 dB
M3-650X-S-Gm-i	6.5-inch (165 mm) Coaxial Speaker System, Titanium Sport Grilles with RGB LED	6.5 in / 165 mm	2.74 in / 69.5 mm	0.75 in / 19 mm	4 ohm	Yes	20 - 125 Watts	89.5 dB	55 Hz - 25 KHz ± 3 dB
M3-770X-C-Gw	7.7-inch (196 mm) Coaxial Speaker System, White Classic Grilles	7.7 in / 196 mm	3.15 in / 80 mm	0.75 in / 19 mm	4 ohm	No	20 - 150 Watts	90.5 dB	45 Hz - 25 KHz ± 3 dB
M3-770X-S-Gw	7.7-inch (196 mm) Coaxial Speaker System, White Sport Grilles	7.7 in / 196 mm	3.15 in / 80 mm	0.75 in / 19 mm	4 ohm	No	20 - 150 Watts	90.5 dB	45 Hz - 25 KHz ± 3 dB
M3-770X-S-Gm	7.7-inch (196 mm) Coaxial Speaker System, Titanium Sport Grilles	7.7 in / 196 mm	3.15 in / 80 mm	0.75 in / 19 mm	4 ohm	No	20 - 150 Watts	90.5 dB	45 Hz - 25 KHz ± 3 dB
M3-770X-S-Gw-i	7.7-inch (196 mm) Coaxial Speaker System, White Sport Grilles with RGB LED	7.7 in / 196 mm	3.15 in / 80 mm	0.75 in / 19 mm	4 ohm	Yes	20 - 150 Watts	90.5 dB	45 Hz - 25 KHz ± 3 dB
M3-770X-S-Gm-i	7.7-inch (196 mm) Coaxial Speaker System, Titanium Sport Grilles with RGB LED	7.7 in / 196 mm	3.15 in / 80 mm	0.75 in / 19 mm	4 ohm	Yes	20 - 150 Watts	90.5 dB	45 Hz - 25 KHz ± 3 dB

Model	Description	Nominal Diameter	Mounting Depth	One-Way, Linear Excursion (Xmax)	Nominal Impedance (Znom)	RGB LED Illumination	Recommended RMS Amplifier Power*	Continuous Power Handling (Pt)	Recommended Sealed Enclosure Range	Recommended Ported Enclosure Range
Marine Subwoofers										
M3-10IB-C-Gw-4	10-inch (250 mm) Marine Subwoofer Driver, White Classic Grille, 4 Ω	10 in / 250 mm	5.12 in / 130 mm	0.42 in / 11 mm	4 ohm	No	50 - 175 Watts	175 Watts	Minimum: 2.0 cu ft / 56.6 liters Optimum: 2.5 cu ft / 70.8 liters or larger	N/A
M3-10IB-S-Gw-4	10-inch (250 mm) Marine Subwoofer Driver, White Sport Grille, 4 Ω	10 in / 250 mm	5.12 in / 130 mm	0.42 in / 11 mm	4 ohm	No	50 - 175 Watts	175 Watts	Minimum: 2.0 cu ft / 56.6 liters Optimum: 2.5 cu ft / 70.8 liters or larger	N/A
M3-10IB-S-Gm-4	10-inch (250 mm) Marine Subwoofer Driver, Titanium Sport Grille, 4 Ω	10 in / 250 mm	5.12 in / 130 mm	0.42 in / 11 mm	4 ohm	No	50 - 175 Watts	175 Watts	Minimum: 2.0 cu ft / 56.6 liters Optimum: 2.5 cu ft / 70.8 liters or larger	N/A
M3-10IB-S-Gw-i-4	10-inch (250 mm) Marine Subwoofer Driver, White Sport Grille with RGB LED, 4 Ω	10 in / 250 mm	5.12 in / 130 mm	0.42 in / 11 mm	4 ohm	Yes	50 - 175 Watts	175 Watts	Minimum: 2.0 cu ft / 56.6 liters Optimum: 2.5 cu ft / 70.8 liters or larger	N/A
M3-10IB-S-Gm-i-4	10-inch (250 mm) Marine Subwoofer Driver, Titanium Sport Grille with RGB LED, 4 Ω	10 in / 250 mm	5.12 in / 130 mm	0.42 in / 11 mm	4 ohm	Yes	50 - 175 Watts	175 Watts	Minimum: 2.0 cu ft / 56.6 liters Optimum: 2.5 cu ft / 70.8 liters or larger	N/A

* **Recommended RMS Amplifier Power for Full-Range Speakers:** This is the RMS amplifier power recommended by JL Audio for each speaker system (per channel). A properly set, good quality amplifier in this power range will produce clean, dynamic audio without undue risk of failure when listening to music. Failure to set the amplifier's input sensitivity correctly will compromise reliability. Use of less than the recommended power range will not damage the speakers, but may result in unsatisfactory performance. Use of more power than recommended will compromise reliability with aggressive use and will void the warranty.

Recommended RMS Amplifier Power for Subwoofer Drivers: This is the RMS amplifier power recommended by JL Audio for each driver. Choosing a good quality amplifier in this power range will make use of the woofer's low-distortion performance envelope, without undue risk of failure. Use of less than the recommended power range may not damage the woofer, but may result in unsatisfactory performance. Caution must be exercised when using amplifiers that approach or meet the maximum recommended power. Use of an amplifier that exceeds the driver's "Continuous Power Handling (Pt)" specification voids the warranty.



M3-VEX™ & ETXv3: Play better.

High-Performance Enclosed Speakers.

Engineered as a Complete System

- Sealed enclosures are tuned to provide optimal sound, while keeping the elements out.
- Acoustically engineered to operate in open air marine environments, delivering powerful, smooth sound that is several steps beyond common weatherproof speakers.

Purpose-Built for Real Marine Duty

- To ensure long-term performance, all models are designed and built to exceed industry standards for salt-fog and UV exposure. These are true saltwater-rated products.
- Speakers and Enclosures are molded from Marine-grade polymer to resist salt and UV exposure

Flexible mounting options (shown on next page)

A range of precision-machined mounting fixtures designed to fit a variety of installation applications, engineered for precise aiming and optimum sound quality.

- **M3-VEX™:**
 - Swiveling pipe clamp
 - Swiveling deck mount
- **M3-ETXv3:**
 - Fixed pipe clamp
 - Swiveling pipe clamp
 - Fixed deck-mount
 - Tilting deck-mount
- All mounting hardware is saltwater grade.

Multiple great looks to choose from!

- **M3-VEX™:**
 - Gloss white enclosure, with "Sport" grilles in Gloss White
 - Matte black enclosure, with "Sport" grilles in Gray Metallic
- **M3-ETXv3:**
 - Gloss white enclosure, with "Classic" or "Sport" grilles, both available in Gloss White
 - Satin black enclosure, with "Sport" grilles in Gray Metallic
- Sport models also available with RGB LED illumination

Built-In RGB LED Lighting

- Optional on Sport grille models, multi-color LEDs are embedded within each speaker grille to produce vibrant accent lighting
- Choose from seven fixed-wiring colors or connect a lighting controller accessory (sold separately) for adjustable control. For optimal performance, we recommend the JL Audio MLC-RW (Marine Lighting Controller).



M3-770ETXv3-Sb-S-GmTi-i

M3 enclosed speakers are designed to deliver clean, loud audio in all kinds of marine and open-air applications. Like all JL Audio marine speakers, these enclosed systems are built to withstand the harshest UV exposure and saltwater marine environments, for years of reliable, great audio.



Designed for Custom-Mounting

For applications with angled pipes, VEX™ and ETXv3 enclosures are designed to receive the speaker in virtually any angle of rotation for a clean, finished look.



M3-650VEX-Gw-S-Gw

M3-VEX™ pods are ultra-compact speaker systems, designed for outdoor installations, especially where space is at a premium. These rugged, injection-molded enclosures house our high-performance M3-650X coaxial speakers and are great for small vessels or personal watercraft (PWC). Optimized for use with a high-quality subwoofer system, each VEX™ pod is designed to deliver big sound in the most demanding environments.

M3-650VEX (sold as pairs)

6.5-inch enclosed coaxial system
60W, 4 ohms

PS-SWMCP (shown on next page):

VEX™ enclosures are pictured with mounting fixtures attached (sold separately).

For larger vessels, the M3-770ETXv3 speaker systems are engineered to generate clean, loud audio that can be heard well beyond the boat. Designed to be installed up high, these sleek enclosures house an oversized 7.7-inch coaxial drivers for fuller sound with strong mid-bass output.

M3-VEX™ and M3-770ETXv3 speaker systems are easily attached to most tower structures and surface-mount applications using one of our many precision-machined mounting fixtures and clamps.

M3-770ETXv3 (sold as pairs)

7.7-inch tower coaxial system
70W, 4 ohms

M-MCPv3 (shown on next page):


ETXv3 enclosures are pictured with mounting fixtures attached (sold separately).



ETXv3-CVR

Gray neoprene, zippered cover protects ETXv3 systems during storage and trailering. Available for 7.7-inch and 8.8-inch ETXv3 speaker systems. Sold as pairs

Mounting Fixtures: for VEX™ & ETXv3 Enclosed Speaker Systems



Mounting Hardware for ETXv3 Enclosed Speaker Systems (sold separately as pairs)			
Fixed Mount Model	Swivel Mount Model	Fixture Size / Description	
M-MCPv3-1.315	M-SWMCpV3-1.315	1.315" (33 mm) inner-diameter	
M-MCPv3-1.660	M-SWMCpV3-1.660	1.660" (42 mm) inner-diameter	
M-MCPv3-1.900	M-SWMCpV3-1.900	1.900" (48 mm) inner-diameter	
M-MCPv3-2.000	M-SWMCpV3-2.000	2.000" (51 mm) inner-diameter	
M-MCPv3-2.250	M-SWMCpV3-2.250	2.250" (57 mm) inner-diameter	
M-MCPv3-2.375	M-SWMCpV3-2.375	2.375" (60 mm) inner-diameter	
M-MCPv3-2.500	M-SWMCpV3-2.500	2.500" (64 mm) inner-diameter	
M-MCPv3-2.875	N/A	2.875" (73 mm) inner-diameter	
M-MCPv3-3.000	N/A	3.000" (76 mm) inner-diameter	
M-MCPv3-MC	N/A	MasterCraft®-specific design	
M-MCPv3-DM	N/A	Deck/Surface mount with adjustable tilt	
M-MCPv3-SM	N/A	Surface mount	
M-MCPv3-MC/LP	N/A	MasterCraft®-specific design	
M-MCPv3-NA	N/A	Deck/Surface mount & Nautique®-specific design	
M-MCPv3-SU-Top	N/A	Top tower mount & Supra®-specific design	
M-MCPv3-SU-Side	N/A	Side tower mount & Supra®-specific design	

Mounting Hardware for VEX™ Enclosed Speaker Systems (sold separately as pairs)			
Model	Fixture Size / Description	Model	Fixture Size / Description
PS-SWMCp-B-0.750	0.750 in (19 mm) inner-diameter	PS-SWMCp-B-2.000	2.000 in (51 mm) inner-diameter
PS-SWMCp-B-0.875	0.875 in (22 mm) inner-diameter	PS-SWMCp-B-2.250	2.250 in (57 mm) inner-diameter
PS-SWMCp-B-1.000	1.000 in (25 mm) inner-diameter	PS-SWMCp-B-2.375	2.375 in (60 mm) inner-diameter
PS-SWMCp-B-1.125	1.125 in (29 mm) inner-diameter	PS-SWMCp-B-2.500	2.500 in (64 mm) inner-diameter
PS-SWMCp-B-1.250	1.250 in (32 mm) inner-diameter	PS-SWMCp-B-2.625	2.625 in (67 mm) inner-diameter
PS-SWMCp-B-1.375	1.375 in (35 mm) inner-diameter	PS-SWMCp-B-2.750	2.750 in (70 mm) inner-diameter
PS-SWMCp-B-1.500	1.500 in (38 mm) inner-diameter	PS-SWMCp-B-2.875	2.875 in (73 mm) inner-diameter
PS-SWMCp-B-1.625	1.625 in (41 mm) inner-diameter	PS-SWMCp-B-3.000	3.000 in (76 mm) inner-diameter
PS-SWMCp-B-1.700	1.700 in (43 mm) inner-diameter	PS-SWMCp-B-3.250	3.250 in (83 mm) inner-diameter
PS-SWMCp-B-1.750	1.750 in (45 mm) inner-diameter	PS-SWMCp-C-SM	Deck/Surface mount, clear anodized
PS-SWMCp-B-1.850	1.850 in (46 mm) inner-diameter	PS-SWMCp-B-SM	Deck/Surface mount, black anodized
PS-SWMCp-B-1.875	1.875 in (48 mm) inner-diameter		

M3 Enclosed Speaker Systems: Specifications

Model	Description	Enclosure Depth	Woofer	Tweeter	Nominal Impedance (Znom)	RGB LED Illumination	Recommended RMS Amplifier Power*	System Efficiency (@ 1W/1m)	System Frequency Response (Measured in its enclosure)
Enclosed Speaker Systems									
M3-650VEX-Gw-S-Gw	6.5-inch (165 mm) Enclosed Coaxial System, White Gloss, White Sport Grilles	6.16 in / 156 mm	6.5 in / 165 mm	0.75 in / 19 mm	4 ohm	No	20 - 120 Watts	89.5 dB	100 Hz - 25 KHz ± 3 dB
M3-650VEX-Mb-S-Gm	6.5-inch (165 mm) Enclosed Coaxial System, Matte Black, Titanium Sport Grilles	6.16 in / 156 mm	6.5 in / 165 mm	0.75 in / 19 mm	4 ohm	No	20 - 120 Watts	89.5 dB	100 Hz - 25 KHz ± 3 dB
M3-650VEX-Gw-S-Gw-i	6.5-inch (165 mm) Enclosed Coaxial System, White Gloss, White Sport Grilles with RGB LED	6.16 in / 156 mm	6.5 in / 165 mm	0.75 in / 19 mm	4 ohm	Yes	20 - 120 Watts	89.5 dB	100 Hz - 25 KHz ± 3 dB
M3-650VEX-Mb-S-Gm-i	6.5-inch (165 mm) Enclosed Coaxial System, Matte Black, Titanium Sport Grilles with RGB LED	6.16 in / 156 mm	6.5 in / 165 mm	0.75 in / 19 mm	4 ohm	Yes	20 - 120 Watts	89.5 dB	100 Hz - 25 KHz ± 3 dB
M3-770ETXv3-Gw-C-Gw	7.7-inch (196 mm) Enclosed Tower Coaxial System, White Gloss, White Classic Grilles	12.52 in / 318 mm	7.7 in / 196 mm	0.75 in / 19 mm	4 ohm	No	25 - 150 Watts	90.5 dB	55 Hz - 25 KHz ± 3 dB
M3-770ETXv3-Gw-S-Gw	7.7-inch (196 mm) Enclosed Tower Coaxial System, White Gloss, White Sport Grilles	12.52 in / 318 mm	7.7 in / 196 mm	0.75 in / 19 mm	4 ohm	No	25 - 150 Watts	90.5 dB	55 Hz - 25 KHz ± 3 dB
M3-770ETXv3-Sb-S-Gm	7.7-inch (196 mm) Enclosed Tower Coaxial System, Satin Black, Titanium Sport Grilles	12.52 in / 318 mm	7.7 in / 196 mm	0.75 in / 19 mm	4 ohm	No	25 - 150 Watts	90.5 dB	55 Hz - 25 KHz ± 3 dB
M3-770ETXv3-Gw-S-Gw-i	7.7-inch (196 mm) Enclosed Tower Coaxial System, White Gloss, White Sport Grilles with RGB LED	12.52 in / 318 mm	7.7 in / 196 mm	0.75 in / 19 mm	4 ohm	Yes	25 - 150 Watts	90.5 dB	55 Hz - 25 KHz ± 3 dB
M3-770ETXv3-Sb-S-Gm-i	7.7-inch (196 mm) Enclosed Tower Coaxial System, Satin Black, Titanium Sport Grilles with RGB LED	12.52 in / 318 mm	7.7 in / 196 mm	0.75 in / 19 mm	4 ohm	Yes	25 - 150 Watts	90.5 dB	55 Hz - 25 KHz ± 3 dB

* **Recommended RMS Amplifier Power for Full-Range Speakers (Components and Coaxials):** This is the RMS amplifier power recommended by JL Audio for each speaker system (per channel). A properly set, good quality amplifier in this power range will produce clean, dynamic audio without undue risk of failure when listening to music. Failure to set the amplifier's input sensitivity correctly will compromise reliability. Use of less than the recommended power range will not damage the speakers, but may result in unsatisfactory performance. Use of more power than recommended will compromise reliability with aggressive use and will void the warranty.



MVi: Maxed.

Reference-grade marine amplifiers with integrated DSP.

MVi Models

Full-Range Multi-Channel Amplifiers

- MV400/4i:** 4 x 75W @ 4 ohms; 4 x 100W @ 2 ohms
- MV600/2i:** 2 x 180W @ 4 ohms; 2 x 300W @ 2 ohms
- MV600/6i:** 6 x 75W @ 4 ohms; 6 x 100W @ 2 ohms
- MV800/8i:** 8 x 75W @ 4 ohms; 8 x 100W @ 2 ohms

Monoblock Subwoofer Amplifiers*

- MV600/1:** 1 x 400W @ 4 ohms; 1 x 600W @ 2 ohms
- MV1000/1:** 1 x 600W @ 4 ohms; 1 x 1000W @ 2 ohms

* MV amplifiers (non-DSP) are designed to be paired with full-range MVi amplifiers.

System Amplifiers

- MV700/5i:** 4 x 75W + 180W @ 4 ohms; 4 x 100W + 300W @ 2 ohms

- MV1000/5i:** 4 x 75W + 400W @ 4 ohms; 4 x 100W + 600W @ 2 ohms

Power ratings for MVi amplifiers are based on the "industry standard" rating method (14.4V supply voltage w/less than 1% THD+N, all channels driven, RMS method)

Unprecedented, Onboard DSP Tuning Power

- Powerful DSP permits optimizing each channel's timing, frequency response and output levels, for exceptional sound quality.
- Up to six sound presets can be stored and recalled via the optional M-DRC-50 (Digital Preset Controller).
- TuN™ software delivers fast and easy setup, at your fingertips. Make all adjustments with a clear interface. Free TuN™ software is available for computers and most handheld devices.

2nd-Gen NexD2™

Switching Amplifier Technology

- Advanced, high-speed switching technology delivers crystal-clear audio power and efficiency.
- MVi models: DSP-synchronized power supply and output channels produce top-flight fidelity with ultra-low noise and distortion.
- MV models: Specifically optimized for low frequencies to deliver precisely controlled bass output.

Ultra-Versatile Analog Inputs and Pre-Outs

- Differential-Balanced Analog Inputs offer outstanding noise rejection for clean, clear audio.
- Accepts both line-level signals or speaker level signals, without requiring a line-output-converter.
- Line-level, RCA jacks deliver up to 4 VRMS of analog audio outputs.

JLid™ System Command with Networking Capabilities

- Proprietary JL Audio protocol provides control and communication interface for MVi amplifiers and optional JLid™ accessories, including:

M-DRC-50 Digital Preset Controller: Convenient, push-button, preset selection from the helm, with corresponding RGB LED indicator.

MVi-HUB JLid-COMM and Network Bridge Hub: Provides network connectivity for up to six amplifiers (one "Master" MVi amplifier and up to five "Slave" MV or MVi amplifiers) for full-system DRC control and preset selection.

MVi-DRCADAPT Rotary DRC Adaptor: Permits direct connection of a DRC-205 rotary controller (non-marine) to an MVi amplifier.

VXi-BTC Bluetooth® Communicator: Adds wireless connectivity for amplifier configuration from a compatible iOS® or Android® device (not included).

MVi amplifiers usher in a totally new level of marine audio performance, with all-new amplifier circuitry and amazing on-board tuning capabilities.

Each MVi model is packed with a very complete package of digital signal processing functions, including EQ, Delay, Crossover Signal Routing, Mixing and lots more. Instead of traditional knobs and switches, JL Audio's TuN™ software is used to set up all audio adjustments.

While operating the boat, stored DSP presets can be recalled at the push of a button with the optional M-DRC-50 Controller, allowing you to instantly adjust the audio system's tuning to suit different activities.

MVi amplifiers and their companion MV subwoofer amplifiers are built for years of reliable marine service, featuring a unitary cast alloy chassis with a marine-grade powder coat finish and corrosion-resistant hardware and connectors.



Remarkably compact & powerful.

Second-Generation NexD2™ switching technology delivers amazing power and fidelity in half the space of conventional amplifiers! (MV400/4i pictured)



MVi-HUB JLid™-COMM & Network Bridge Hub

Network up to six amplifiers (one "Master" MVi amplifier and up to five "Slave" MV or MVi amplifiers), with full-system DRC control and preset selection.



MVi-DRCADAPT Rotary DRC Adaptor

Permits direct connection of a DRC-205 rotary controller (non-marine) to an MVi amplifier.




M-DRC-50 Digital Preset Controller

Offers convenient push-button DSP preset selection from the helm, with corresponding RGB LED indicator.



VXi-BTC Bluetooth® Communicator

Adds wireless connectivity for a compatible iOS® or Android® device, permitting amplifier setup from these devices (not included).



Built for marine, period.

All MV and MVi amplifiers feature rugged, marine-grade construction and include water-tight speaker connections and corrosion-resistant hardware.

Note: Some product images on this page are shown with wiring removed. Actual product has non-removable wiring.

MVi Amplifiers: Specifications

Model	Description	Continuous Power (RMS Method) (Ratings at 14.4V supply voltage)	THD+N at Rated Power	S/N Ratio	Frequency Response	Damping Factor	Dimensions H x W x D
MVi Amplifiers							
MV600/1	Class D, Monoblock Marine Subwoofer Amplifier	400W RMS x 1 @ 4 ohms 500W RMS x 1 @ 3 ohms 600W RMS x 1 @ 2 ohms	<1%	90 dBA referred to rated power	12 Hz - 500 Hz (+0, -1dB)	>125 @ 4 ohms / 50 Hz >125 @ 2 ohms / 50 Hz	2.05 in. x 11.20 in. x 6.93 in. 52 mm x 285 mm x 176 mm
MV1000/1	Class D, Monoblock Marine Subwoofer Amplifier	600W RMS x 1 @ 4 ohms 800W RMS x 1 @ 3 ohms 1000W RMS x 1 @ 2 ohms	<1%	87 dBA referred to rated power	12 Hz - 500 Hz (+0, -1dB)	>400 @ 4 ohms / 50 Hz >300 @ 2 ohms / 50 Hz	2.05 in. x 13.96 in. x 6.93 in. 52 mm x 355 mm x 176 mm
MV400/4i	Class D, 4-Channel Full-Range Marine Amplifier with Integrated DSP	75W RMS x 4 @ 4 ohms 100W RMS x 4 @ 2 ohms Bridged: 200W RMS x 2 @ 4 ohms	<1%	99 dBA referred to rated power	12 Hz - 24 kHz (+0, -1dB)	>100 @ 4 ohms per ch. / 50 Hz >50 @ 2 ohms per ch. / 50 Hz	2.05 in. x 11.20 in. x 6.93 in. 52 mm x 285 mm x 176 mm
MV600/2i	Class D, 2-Channel Full-Range Marine Amplifier with Integrated DSP	180W RMS x 2 @ 4 ohms 300W RMS x 2 @ 2 ohms Bridged: 600W RMS x 1 @ 4 ohms	<1%	99 dBA referred to rated power	12 Hz - 24 kHz (+0, -1dB)	>100 @ 4 ohms per ch. / 50 Hz >50 @ 2 ohm per ch. / 50 Hz	2.05 in. x 11.20 in. x 6.93 in. 52 mm x 285 mm x 176 mm
MV600/6i	Class D, 6-Channel Full-Range Marine Amplifier with Integrated DSP	75W RMS x 6 @ 4 ohms 100W RMS x 6 @ 2 ohms Bridged: 200W RMS x 3 @ 4 ohms	<1%	99 dBA referred to rated power	12 Hz - 24 kHz (+0, -1dB)	>100 @ 4 ohms per ch. / 50 Hz >50 @ 2 ohms per ch. / 50 Hz	2.05 in. x 13.96 in. x 6.93 in. 52 mm x 355 mm x 176 mm
MV800/8i	Class D, 8-Channel Full-Range Marine Amplifier with Integrated DSP	75W RMS x 8 @ 4 ohms 100W RMS x 8 @ 2 ohms Bridged: 200W RMS x 4 @ 4 ohms	<1%	99 dBA referred to rated power	12 Hz - 21 kHz (+0, -1dB)	>100 @ 4 ohms per ch. / 50 Hz >50 @ 2 ohms per ch. / 50 Hz	2.05 in. x 13.96 in. x 6.93 in. 52 mm x 355 mm x 176 mm
MV700/5i	Class D, 5-Channel Marine System Amplifier with Integrated DSP	Main Channels, Stereo, all ch. driven: 75W x 4 @ 4 ohms, 100W x 4 @ 2 ohms Main Channels, Bridged, all ch. driven: 200W x 2 @ 4 ohms Subwoofer Ch., Mono, all ch. driven: 180W x 1 @ 4 ohms, 240W x 1 @ 3 ohms, 300W x 1 @ 2 ohms	<1%	99 dBA referred to rated power (main channels); 99 dBA referred to rated power (sub channel)	Main Channels: 12 Hz - 24 kHz Sub Channel: 12 Hz - 1 kHz (+0, -1dB)	Subwoofer Channel: >100 @ 4 ohm / 50 Hz >50 @ 2 ohm / 50 Hz	2.05 in. x 13.96 in. x 6.93 in. 52 mm x 355 mm x 176 mm
MV1000/5i	Class D, 5-Channel Marine System Amplifier with Integrated DSP	Main Channels, Stereo, all ch. driven: 75W x 4 @ 4 ohms, 100W x 4 @ 2 ohms Main Channels, Bridged, all ch. driven: 200W x 2 @ 4 ohms Subwoofer Ch., Mono, all ch. driven: 400W x 1 @ 4 ohms, 500W x 1 @ 3 ohms, 600W x 1 @ 2 ohms	<1%	99 dBA referred to rated power (main channels); 99 dBA referred to rated power (sub channel)	Main Channels: 12 Hz - 24 kHz Sub Channel: 12 Hz - 1 kHz (+0, -1dB)	Subwoofer Channel: >100 @ 4 ohm / 50 Hz >50 @ 2 ohm / 50 Hz	2.05 in. x 13.96 in. x 6.93 in. 52 mm x 355 mm x 176 mm



What is TüN?

All setup and adjustments of MV and MVi amplifiers are configured via a compatible external device (PC, Tablet or Smartphone), with the appropriate JL Audio TüN™ Software application installed.

TüN™ automatically recognizes what it is connected to, and allows you to make adjustments with a clear interface specifically tailored for that product.

TüN™ is available for download for free in a variety of applications, for computers and most handheld devices. For more information, visit: jlaudio.com/tun



Same power... Extraordinary Space Savings for Your Boat!

Our system amplifiers take up less space than the equivalent subwoofer amplifier / satellite amplifier combination. Shown here is the MV1000/5i sitting on top of the MV400/4i + VX600/1 combo.





MHD: All in.

Ultra-compact and ultra-powerful.

MHD Models

MHD750/1: Class D, Wide-Range
Monoblock Marine Amplifier
1 x 750W @ 1.5 - 4 ohms

MHD600/4: Class D, 4-Channel
Full-Range Marine Amplifier
4 x 150W @ 1.5 - 4 ohms per ch.
2 x 300W @ 3 - 8 ohms per ch. bridged
(24V version also available)

MHD900/5: Class D, 5-Channel Marine System Amplifier
4 x 100W + 1 x 500W @ 4 ohms per ch.
4 x 75W + 1 x 500W @ 2 ohms per ch.
(24V version also available)

Power rated at 11.0 - 14.5V supply voltage, with less than 0.05% THD+N (RMS Method)

Groundbreaking Switching Amplifier Technology: Single Cycle Control™

- Full-range operation with reference-grade sonic capabilities.
- Patented Single Cycle Control™ technology corrects output in each and every switching cycle (over 400,000 times per second). This dramatically reduces distortion at high frequencies compared to other full-range switching amplifiers.
- Exceptional efficiency reduces current draw and heat, permitting reliable high power output within a very small, easy to install design.

R.I.P.S. (Regulated, Intelligent Power Supply)

- All the power, all the time... tightly regulated, intelligent power supply maintains full power at any impedance from 1.5 - 4 ohms per channel and at any supply voltage from 11V - 14.5V.
- MHD600/4 and MHD900/5 offer independent R.I.P.S. optimization for each channel section.

Studio-Grade Signal Processing

- Select shallow (12dB/octave) or steep (24dB/octave) high or low-pass filters to best integrate with subwoofers or component systems.
- Fully-variable frequency selection from 50-500 Hz with detented, calibrated potentiometer(s)
- Remote level control with HD-RLC controller (sold separately)
- Preamp outputs (except MHD900/5)
- Infrasonic filter and Output Polarity Switch (MHD750/1 only)

Differential-Balanced Inputs

- NO NOISE! Outstanding noise rejection prevents alternator whine and other noises.

Advanced Rollback Protection and RealSink™

- Amplifier will never shut down due to thermal overload.
- Restores full power operation when it has cooled down to safe temperature.
- Real finned heat sink is extremely effective and requires no fans.
- Multiple units can be stacked without compromising cooling effectiveness. Stacking kit is sold separately.

The revolutionary MHD amplifiers apply a switching technology called Single Cycle Control™ to deliver world-class, full-range sonic performance and very high power from what seems like an impossibly small package.

This advanced technology wastes very little power compared to a conventional marine amplifier, resulting in less heat being generated for each watt of output. This allows us to pack a huge amount of clean power into the compact MHD chassis while also delivering stellar installation flexibility.

To get it all dialed in, the MHD's studio-grade signal processing features make it easy to extract optimum performance from our marine speaker and subwoofer systems. *If you're looking for lots of clean, raw power, these are for you.*



- Stackable chassis design (via optional HD Stack Kit, sold separately)
- Security cover for controls
- Removable power and speaker plugs
- RealSink™ thermal management



How small and how powerful?

All MHD amplifier models share the same compact dimensions, making them far easier to place than conventional marine amplifiers.



Security cover hides and protects controls




Lateral mounting feet create additional mounting flexibility.



Remote Level Control (HD-RLC)

With the addition of an HD-RLC, you can control the overall level of the subwoofer channel or the whole amplifier, depending on the model.



Removable power and speaker plugs

MHD Amplifiers: Specifications

Model	Description	Continuous Power (RMS Method) (Ratings at 14.4V supply voltage)	THD+N at Rated Power	S/N Ratio	Frequency Response	Damping Factor	Dimensions H x W x D
MHD Amplifiers							
MHD600/4	Class D, 4-Channel Full-Range Marine Amplifier	150W x 4 @ 1.5 - 4 ohms Bridged: 300W x 2 @ 3 - 8 ohms (Ratings at 11V-14.5V supply voltage)	<0.03%	>110 dBA referred to rated power	6 Hz - 30 kHz (+0, -1dB)	>300 @ 4 ohms per ch. / 50 Hz >150 @ 2 ohms per ch. / 50 Hz	1.93 in x 10.74 in x 8.29 in 49 mm x 273 mm x 211 mm
MHD600/4-24V	24V, Class D, 4-Channel Full-Range Marine Amplifier	150W x 4 @ 1.5 - 4 ohms Bridged: 300W x 2 @ 3 - 8 ohms (Ratings at 25V-28.8V supply voltage)	<0.03%	>110 dBA referred to rated power	6 Hz - 30 kHz (+0, -1dB)	>300 @ 4 ohms per ch. / 50 Hz >150 @ 2 ohms per ch. / 50 Hz	1.93 in x 10.74 in x 8.29 in 49 mm x 273 mm x 211 mm
MHD750/1	Class D, Monoblock Wide-Range Marine Amplifier	750W x 1 @ 1.5 - 4 ohms (Rating at 11V-14.5V supply voltage)	<0.03%	>110 dBA referred to rated power	6 Hz - 8 kHz (+0, -1dB)	>500 @ 4 ohms / 50 Hz >250 @ 2 ohms / 50 Hz	1.93 in x 10.74 in x 8.29 in 49 mm x 273 mm x 211 mm
MHD900/5	Class D, 5-Channel Marine System Amplifier	Five-Channel Mode: 100W x 4 + 500W x 1 @ 4 ohms per ch. 75W x 4 + 500W x 1 @ 2 ohms per ch. Three-Channel Mode: 150W x 2 + 500W x 1 @ 4 ohms per ch. (Ratings at 11V-14.5V supply voltage)	<0.03%	>108 dBA referred to rated power	12 Hz - 28 kHz (+0, -1dB)	Subwoofer Channel: >800 @ 4 ohms / 50 Hz >400 @ 2 ohms / 50 Hz	1.93 in x 10.74 in x 8.29 in 49 mm x 273 mm x 211 mm
MHD900/5-24V	24V, Class D, 5-Channel Marine System Amplifier	Five-Channel Mode: 100W x 4 + 500W x 1 @ 4 ohms per ch. 75W x 4 + 500W x 1 @ 2 ohms per ch. Three-Channel Mode: 150W x 2 + 500W x 1 @ 4 ohms per ch. (Ratings at 25V-28.8V supply voltage)	<0.03%	>108 dBA referred to rated power	12 Hz - 28 kHz (+0, -1dB)	Subwoofer Channel: >800 @ 4 ohms / 50 Hz >400 @ 2 ohms / 50 Hz	1.93 in x 10.74 in x 8.29 in 49 mm x 273 mm x 211 mm

24V Versions Also Available: MHD600/4-24V, MHD900/5-24V, M600/6-24V and M800/8-24V





M-Series: Pure excellence.

Powerful. Compact. Invincible Value.

Compact Footprint / Highly Versatile

- M200/2:
6.85 x 7.09 x 2.05 in (174 x 180 x 52 mm), will fit almost anywhere
- M400/4, M500/3, M600/1:
8.52 x 7.09 x 2.05 in (217 x 180 x 52 mm), approximately the same size as a hard cover book!
- M600/6 & M700/5:
10.23 x 7.09 x 2.05 in (260 x 180 x 52 mm). 65% smaller than our previous generation 6-channel!
- M800/8v2, M1000/1v2 & M1000/5v2:
14.73 x 7.09 x 2.05 in (374 x 180 x 52 mm).

NexD™ Switching Amplifier Technology

- Our state-of-the-art switching technology delivers exceptional efficiency to reduce current draw and heat, permitting reliable high power output within a very small, easy to install design.
- Ultra-high speed switching and control circuitry delivers super-clean full-range audio with very low distortion and noise.
- Specially optimized for subwoofer applications. High damping factor and full power delivery, even at 20 Hz.

Studio-Grade Signal Processing

- Monoblock models and the subwoofer channels of the system amplifiers feature fully-variable low-pass filters with switchable slope: 12dB or 24dB/octave. (M600/1, M1000/1v2, M500/3, M700/5 and M1000/5v2)
- Full-range, multi-channel models feature fully-variable, 12dB/octave filters, switchable from high-pass to low-pass. (M200/2, M400/4, M600/6 and M800/8v2)
- System amplifiers feature 12dB/octave high-pass filters on main channels. (M500/3, M700/5 & M1000/5v2)
- M700/5 and M1000/5v2 also features true 3-way crossover functionality (High-Pass, Bandpass, Low-Pass).
- Add Remote Level Control functionality to any model with the HD-RLC (sold separately).

Differential-Balanced Inputs

- NO NOISE! Outstanding noise rejection prevents alternator whine and other noises.

Advanced Rollback Protection

- Amplifier will never shut down due to thermal overload. EVER.

M-Series Models

Monoblock Subwoofer Amplifiers

- M600/1: 1 x 400W @ 4 ohms; 1 x 600W @ 2 ohms
- M1000/1v2: 1 x 600W @ 4 ohms; 1 x 1000W @ 2 ohms

Full-Range Multi-Channel Amplifiers

- M200/2: 2 x 75W @ 4 ohms; 2 x 100W @ 2 ohms
- M400/4: 4 x 75W @ 4 ohms; 4 x 100W @ 2 ohms
- M600/6: 6 x 75W @ 4 ohms; 6 x 100W @ 2 ohms
- M800/8v2: 8 x 75W @ 4 ohms; 8 x 100W @ 2 ohms

System Amplifiers

- M500/3: 2 x 75W + 180W @ 4 ohms;
2 x 100W + 300W @ 2 ohms
- M700/5: 4 x 75W + 180W @ 4 ohms;
4 x 100W + 300W @ 2 ohms
- M1000/5v2: 4 x 75W + 400W @ 4 ohms;
4 x 100W + 600W @ 2 ohms

Power ratings for M-Series amplifiers are based on the "industry standard" rating method (14.4V supply voltage w/less than 1% THD+N, all channels driven, RMS method).

Prepare to be stunned by the audio performance of these amazingly compact marine amplifiers, and start thinking about the ease with which they will install into your boat!

Behind it all is JL Audio's exclusive NexD™ switching technology, achieving total amplifier efficiencies that exceed 80%. This efficiency advantage results in much less heat, reducing heat-sink size requirements and making M-Series amplifiers ideal for space-conscious installations. Their reduced current draw also makes them much kinder to your boat's electrical system than conventional amplifiers of similar power.

M-Series amplifiers also deploy our Advanced Rollback Protection™ to completely eliminate annoying thermal shut-down events.

Beneath every M-Series amplifier's gasketed control cover, you will find studio-grade signal processing with fully-variable crossover filters. Also included are our noise-killing, differential inputs with remote level control capabilities via the HD-RLC remote level control (optional).

There are several reasons the M-Series amplifiers are best-sellers... top value and fantastic audio performance are at the top of the list.

NexD™
SWITCHING TECHNOLOGY



Incredibly compact & powerful.

Advanced NexD™ switching technology produces huge, clean power in about half the space of conventional amplifiers!

(M200/2 pictured)



All controls are placed on the top of the amplifier beneath a gasketed, aluminum access panel.



Same power... Less Space!

Our marine system amplifiers power your whole system and take up less space than the equivalent subwoofer amplifier / satellite amplifier combination. Shown here is the M1000/5v2 sitting on top of the M600/1v2 + M400/4v2 combo.

We also offer a 700W, five channel (M700/5) and a 500W, 3-channel System Amplifier (M500/3)



Remote Level Control (HD-RLC)

With the addition of an HD-RLC to any of our marine amplifiers, you can control the overall level of the subwoofer channel or the whole amplifier, depending on the model.

M-Series Amplifiers: Specifications

Model	Description	Continuous Power (RMS Method) (Ratings at 14.4V supply voltage)	THD+N at Rated Power	S/N Ratio	Frequency Response	Damping Factor	Dimensions H x W x D
M-Series Amplifiers							
M600/1	Class D, Monoblock Marine Subwoofer Amplifier	400W RMS x 1 @ 4 ohms 600W RMS x 1 @ 2 ohms	<1%	>87 dB referred to rated power	7 Hz - 500 Hz (+0, -1dB)	>1000 @ 4 ohms / 50 Hz >500 @ 2 ohms / 50 Hz	2.05 in. x 8.52 in. x 7.09 in. 52 mm x 217 mm x 180 mm
M1000/1v2	Class D, Monoblock Marine Subwoofer Amplifier	600W RMS x 1 @ 4 ohms 1000W RMS x 1 @ 2 ohms	<1%	>83 dB referred to rated power	7 Hz - 500 Hz (+0, -1dB)	>1000 @ 4 ohms / 50 Hz >500 @ 2 ohms / 50 Hz	2.05 in. x 14.73 in. x 7.09 in. 52 mm x 374 mm x 180 mm
M200/2	Class D, Full-Range 2-Channel Marine Amplifier	75W RMS x 2 @ 4 ohms 100W RMS x 2 @ 2 ohms Bridged: 200W RMS x 1 @ 4 ohms	<1%	>104 dB referred to rated power	12 Hz - 22 kHz (+0, -1dB)	>150 @ 4 ohms per ch. / 50 Hz >75 @ 2 ohms per ch. / 50 Hz	2.05 in. x 6.85 in. x 7.09 in. 52 mm x 174 mm x 180 mm
M400/4	Class D, Full-Range 4-Channel Marine Amplifier	75W RMS x 4 @ 4 ohms 100W RMS x 4 @ 2 ohms Bridged: 150W RMS x 2 @ 8 ohms Bridged: 200W RMS x 2 @ 4 ohms	<1%	>104 dB referred to rated power	12 Hz - 22 kHz (+0, -1dB)	>150 @ 4 ohms per ch. / 50 Hz >75 @ 2 ohms per ch. / 50 Hz	2.05 in. x 8.52 in. x 7.09 in. 52 mm x 216 mm x 180 mm
M600/6	Class D, Full-Range 6-Channel Marine Amplifier (24V version also available)	75W RMS x 6 @ 4 ohms 100W RMS x 6 @ 2 ohms Bridged: 150W RMS x 3 @ 8 ohms Bridged: 200W RMS x 3 @ 4 ohms	<1%	>104 dB referred to rated power	12 Hz - 22 kHz (+0, -1dB)	>150 @ 4 ohms per ch. / 50 Hz >75 @ 2 ohm per ch. / 50 Hz	2.05 in. x 10.23 in. x 7.09 in. 52 mm x 260 mm x 180 mm
M800/8v2	Class D, Full-Range 8-Channel Marine Amplifier (24V version also available)	75W RMS x 8 @ 4 ohms 100W RMS x 8 @ 2 ohms Bridged: 150W RMS x 4 @ 8 ohms Bridged: 200W RMS x 4 @ 4 ohms	<1%	>104 dBA referred to rated power	12 Hz - 22 kHz (+0, -1dB)	>150 @ 4 ohms per ch. / 50 Hz >75 @ 2 ohms per ch. / 50 Hz	2.05 in. x 14.73 in. x 7.09 in. 52 mm x 374 mm x 180 mm
M500/3	Class D, System 3-Channel Marine Amplifier	75W RMS x 2 + 180W RMS x 1 @ 4 ohms per ch. 100W RMS x 2 + 300W RMS x 1 @ 2 ohms per ch.	<1%	>104 dBA referred to rated power (main channels); >103 dBA referred to rated power (sub channel)	Main Channels: 12 Hz - 22 kHz; Sub Channel: 10 Hz - 1 kHz (+0, -1dB)	Subwoofer Channel: >120 @ 4 ohm / 50 Hz >60 @ 2 ohm / 50 Hz	2.05 in. x 8.52 in. x 7.09 in. 52 mm x 217 mm x 180 mm
M700/5	Class D, System 5-Channel Marine Amplifier with 2-Way / 3-Way Crossover	75W RMS x 4 + 180W RMS x 1 @ 4 ohms per ch. 100W RMS x 4 + 300W RMS x 1 @ 2 ohms per ch.	<1%	>104 dB referred to rated power	12 Hz - 22 kHz (+0, -1dB)	>150 @ 4 ohms per ch. / 50 Hz >75 @ 2 ohms per ch. / 50 Hz	2.05 in. x 10.23 in. x 7.09 in. 52 mm x 260 mm x 180 mm
M1000/5v2	Class D, System 5-Channel Marine Amplifier with 2-Way / 3-Way Crossover	Main Channels, Stereo, all ch. driven: 75W x 4 @ 4 ohms, 100W x 4 @ 2 ohms Main Channels, Bridged, all ch. driven: 150W x 2 @ 8 ohms, 200W x 2 @ 4 ohms Subwoofer Ch., Mono, all ch. driven: 400W x 1 @ 4 ohms, 500W x 1 @ 3 ohms, 600W x 1 @ 2 ohms	<1%	>104 dBA referred to rated power (main channels); >100 dBA referred to rated power (sub channel)	Main Channels: 12 Hz - 22 kHz Sub Channel: 10 Hz - 1 kHz (+0, -1dB)	Subwoofer Channel: >150 @ 4 ohm / 50 Hz >75 @ 2 ohm / 50 Hz	2.05 in. x 14.73 in. x 7.09 in. 52 mm x 374 mm x 180 mm





Weatherproof Design:
IPX7 rated and built to withstand the elements.



MX: Play anywhere. Ultra-compact, powerful and weatherproof.



MX300/1



MX280/4



Ultra-Compact Footprints/Highly Versatile

- **MX280/4 & MX300/1:**
1.77 in x 8.66 in x 3.09 in (45 mm x 220 mm x 78.5 mm)
- **MX500/4, MX500/1 & MX600/3**
1.77 in x 9.33 in x 4.50 in (45 mm x 237 mm x 114.5 mm)

MX-Series Models

Four-Channel Amplifiers:

- MX280/4:** Stereo: 50W x 4 @ 4Ω; 70W x 4 @ 2Ω
Bridged: 140W x 2 @ 4Ω
- MX500/4:** Stereo: 70W x 4 @ 4Ω; 125W x 4 @ 2Ω
Bridged: 250W x 2 @ 4Ω

- Full-Range, NexD™ switching technology
- Adjustable High-Pass / Low-Pass Filter (35-300 Hz, 12 dB/octave, defeatable)
- 2CH/3CH/4CH input switch

Monoblock Amplifiers:

- MX300/1:** 160W x 1 @ 4Ω / 300W x 1 @ 2Ω
- MX500/1:** 300W x 1 @ 4Ω / 500W x 1 @ 2Ω

- Wide-Range, NexD™ switching technology
- Adjustable Low-Pass Filter (40-400 Hz, 24 dB/octave, defeatable)
- Output polarity switch
- Adjustable infrasonic filter (20-40 Hz)
- Variable bass boost (0 to +12dB at 43Hz)
- Port for M-RBC-1 sub level control (sold separately)

System Amplifier:

- MX600/3:** 75W x 2 + 250W x 1 @ 4Ω / 100W x 2 + 400W x 1 @ 2Ω

- Wide-Range/Full-Range NexD™ switching technology
- Adjustable Low-Pass Filter (40-400 Hz, 24 dB/octave)
- Adjustable High-Pass Filter (35-300 Hz, 12 dB/octave)
- Output polarity switch for subwoofer ch.
- Adjustable infrasonic filter (20-40 Hz) for subwoofer ch.
- Variable bass boost (0 to +12dB at 43Hz) for subwoofer ch.
- 2CH/4CH input switch
- Port for M-RBC-1 sub level control (sold separately)

Power ratings for MX amplifiers are based on the "industry standard" rating method (14.4V supply voltage w/less than 1% THD+N, all channels driven, RMS method).

Engineered specifically for marine and powersports applications, MX amplifiers employ our highly-efficient NexD™ Class D technology to generate loads of clean power, without straining charging systems or taking up a lot of space.

Housed in tiny, cast aluminum chassis, MX amplifiers are corrosion resistant and boast an IPX7 water-resistance rating, making them ideal for almost any application, even those where moisture cannot be completely avoided.*

All MX amplifiers include flexible crossover filters and accept a wide range of input signals. The 4-channel MX280/4 delivers a clean 50W x 4 and the MX500/4 produces an even stronger 70W x 4 into 4 ohms. Both models are fully bridgeable and can be used as a 3-channel amplifier, or as a 2-channel amplifier producing potent stereo output.

The monoblock MX300/1 generates 300W into 2 ohms, while its big brother, the MX500/1 produces a whopping 500W

of rock-solid power into 2 ohms. Onboard controls include a bass boost EQ, output polarity switch and variable infrasonic filter.

The 3-channel MX600/3 offers an all-in-one, total system power solution, capable of driving one or two pairs of marine speakers, plus a subwoofer, generating up to 600W of total power from a very compact chassis.

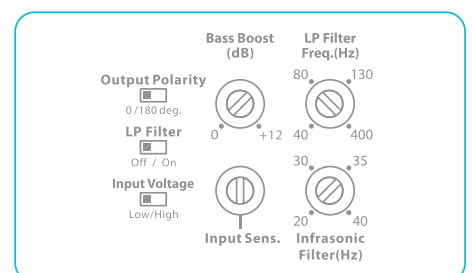

No matter where you like to play, MX amplifiers are ready to power your soundtrack!

Water-Resistant Remote Level Control (M-RBC-1)

With the addition of the optional M-RBC-1 (sold separately), you can remotely control the level of a subwoofer connected to monoblock models.



All controls are protected behind a watertight cover.



* IPX7: Product is protected against streams of water and heavy moisture. The product is not designed or rated to be submersible. Product images on this page are shown with wiring removed. Actual product has non-removable wiring.

MX Amplifiers: Specifications

Model	Description	Continuous Power (RMS Method) (Ratings at 14.4V supply voltage)	THD+N at Rated Power	S/N Ratio	Frequency Response	Damping Factor	Dimensions H x W x D
MX Amplifiers							
MX300/1	Class D, Monoblock Wide-Range Amplifier	160W x 1 @ 4 ohms 220W x 1 @ 3 ohms 300W x 1 @ 2 ohms	<1%	>85 dBA referred to rated power	20 Hz - 12 kHz (+0, -1dB)	>150 @ 4 ohm / 50 Hz >75 @ 2 ohm / 50 Hz	1.77 in. x 8.66 in. x 3.09 in. 45 mm x 220 mm x 78.5 mm
MX500/1	Class D, Monoblock Wide-Range Amplifier	300W x 1 @ 4 ohms 400W x 1 @ 3 ohms 500W x 1 @ 2 ohms	<1%	>97 dBA referred to rated power	20 Hz - 12 kHz (+0, -1dB)	>115 @ 4 ohm / 50 Hz >54 @ 2 ohm / 50 Hz	1.77 in. x 9.33 in. x 4.50 in. 45 mm x 237 mm x 115 mm
MX280/4	Class D, 4-Channel Full-Range Amplifier	50W RMS x 4 @ 4 ohms 70W RMS x 4 @ 2 ohms Bridged: 140W RMS x 2 @ 4 ohms	<1%	>89.5 dBA referred to rated power	20 Hz - 20 kHz (+0, -1dB)	>60 @ 4 ohm / 50 Hz >30 @ 2 ohm / 50 Hz	1.77 in. x 8.66 in. x 3.09 in. 45 mm x 220 mm x 78.5 mm
MX500/4	Class D, 4-Channel Full-Range Amplifier	70W x 4 @ 4 ohms per ch. 125W x 2 @ 2 ohms per ch. Bridged: 250W x 2 @ 4 ohms	<1%	>88 dBA referred to rated power	20 Hz - 20 kHz (+0, -1dB)	>92 @ 4 ohm per ch. / 50 Hz >43 @ 2 ohm per ch. / 50 Hz	1.77 in. x 9.33 in. x 4.50 in. 45 mm x 237 mm x 115 mm
MX600/3	Class D, 3-Channel System Amplifier	Main Channels, Stereo, all ch. driven: 75W x 2 @ 4 ohms, 100W x 2 @ 2 ohms Main Channels, Bridged, all ch. driven: 200W x 1 @ 4 ohms Subwoofer Ch., Mono, all ch. driven: 250W x 1 @ 4 ohms, 300W x 1 @ 3 ohms, 400W x 1 @ 2 ohms	<1%	>88 dBA referred to rated power	20 Hz - 20 kHz (+0, -1dB)	>92 @ 4 ohm per ch. / 50 Hz >43 @ 2 ohm per ch. / 50 Hz	1.77 in. x 9.33 in. x 4.50 in. 45 mm x 237 mm x 115 mm





Engineered Connection Systems: Flexible.

Designed by JL Audio® for optimum performance.

We've used the finest materials and construction techniques to create connection solutions that excel in the harsh marine environment.

Our marine audio interconnect cables feature brass connector bodies with marine-grade plating and an overmolded design that prevents corrosion. Twisted pair construction minimizes the likelihood of induced noise to keep your music clean.

JL Audio's marine speaker cables and premium power/ground wire feature tinned OFC copper construction for maximum safety and conductivity.



Speaker Wire



XM-WHTMFC-25
Multifunction Cable
- 25 ft. (7.62 m)

Amplifier Power Connection Systems:

These premium systems include everything you need to make secure, high-integrity power connections to a single amplifier.

Three models are available:

- XMD-PCS30A-1-L12
- XMD-PCS50A-1-L10
- XMD-PCS50A-1-L20



Audio Interconnects



Y-Adaptors



Panel-Mounting Jacks:

Our weatherproof panel-mounting jacks allow you to create a permanent connection point for a wide variety of portable audio sources.

Two models are available:

- XMD-3.5MM-PNL**
3.5 mm Mini Audio Jack (stereo)
- XMD-USB/3.5MM-PNL**
9-pin USB 2.0/3.0 Port, plus 3.5 mm Mini Audio Jack (stereo)



Premium Tinned OFC Copper Power Wire:

Two Color Options:
ABYC Red or Yellow

Two True AWG sizes:
6 AWG or 2 AWG

Connection Products (sold individually):



XB-BTU
Positive (+) or Negative (-) Battery Terminal with Three Wire Outputs: 1/0 AWG, 2 AWG, 4 AWG or 8 AWG (in any combination)



XD-BTS
Positive (+) or Negative (-) Ultra-Compact Battery Terminal, accepts power ring(s) plus one 8 or 4 AWG wire



XB-SPTM
1 pr. Side-Post to Top-Mount Battery Terminal Adaptors (one positive, one negative)



XD-MFBW-MAXI
Water resistant Master MAXI™ Fuse Block for 8 AWG to 4 AWG Power Wire; Fuse sold separately



XB-MFBU-ANL
Master ANL Fuse Block for 4 AWG to 1/0 AWG Power Wire with 25 Wire Entry / Exit Options; Fuse sold separately



XD-FDBU-2
MAXI™ Fused Power Distribution Block: 4 AWG to 1/0 AWG input, two fused 4 AWG or 8 AWG outputs; Fuses sold separately



XD-FDBU-4
MAXI™ Fused Power Distribution Block: 4 AWG to 1/0 AWG input, four fused 4 AWG or 8 AWG outputs; Fuses sold separately



XD-PDBU-3X
Unfused, Expandable Power Distribution Block: Three 4 AWG to 1/0 AWG connections, four 4 AWG or 8 AWG connections



XMD-MCB
Waterproof Thermal Circuit Breaker: ignition protected, manual reset, surface mount design (Available in 80,60,50, 40,30 Amp Values.)

Connection Products and Systems: Specifications

Model	Description	Length
Audio Interconnects		
XMD-WHTAIC2-1.5	2-ch Twisted-Pair Marine Audio Interconnect w/ Molded Connectors	1.5 ft. / 0.46 m
XMD-WHTAIC2-3	2-ch Twisted-Pair Marine Audio Interconnect w/ Molded Connectors	3 ft. / 0.91 m
XMD-WHTAIC2-6	2-ch Twisted-Pair Marine Audio Interconnect w/ Molded Connectors	6 ft. / 1.83 m
XMD-WHTAIC2-12	2-ch Twisted-Pair Marine Audio Interconnect w/ Molded Connectors	12 ft. / 3.66 m
XMD-WHTAIC2-25	2-ch Twisted-Pair Marine Audio Interconnect w/ Molded Connectors	25 ft. / 7.62 m
XMD-WHTAIC4-6	4-ch Twisted-Pair Marine Audio Interconnect w/ Molded Connectors	6 ft. / 1.83 m
XMD-WHTAIC4-12	4-ch Twisted-Pair Marine Audio Interconnect w/ Molded Connectors	12 ft. / 3.66 m
XMD-WHTAIC4-25	4-ch Twisted-Pair Marine Audio Interconnect w/ Molded Connectors	25 ft. / 7.62 m
XMD-WHTAICY-1F2M	Twisted-Pair Marine Audio Y-Adaptor w/ Molden Connectors - 1 female jack/2 male plugs	N/A
XMD-WHTAICY-1M2F	Twisted-Pair Marine Audio Y-Adaptor w/ Molden Connectors - 1 male plug/2 female jacks	N/A
XD-AICS-1F2F	2-Way Audio Interconnect Splitter - 1 female jack/2 female jacks	N/A
XD-AICS-1F4F	2-Way Audio Interconnect Splitter - 1 female jack/4 female jacks	N/A
Panel Mounting Jacks		
XMD-3.5MM-PNL	3.5mm Mini Audio Jack for Panel-Mounting	20 in. / 0.51 m
XMD-USB/3.5MM-PNL	USB Port & 3.5mm Mini Audio Jack for Panel-Mounting - USB 2.0 & 3.0	6 ft. / 1.83 m
XMD-USBCHG/2X-PNL	Dual USB Charging Port for Panel-Mounting	6 ft. / 1.83 m
XMD-USB1X-PNL	USB Port for Panel-Mounting - USB 2.0 & 3.0	N/A
XMD-USB2X-PNL	Dual USB Port for Panel-Mounting - USB 2.0 & 3.0	N/A
Speciality Interconnect Cables		
XC-MINIAIC2-3	2-channel 3.5mm Mini Plug to Mini Plug Audio Interconnect Cable w/ Molded Connectors Fits all standard 3.5 mm (1/8-inch) audio jacks	3 ft. / 0.91 m
XC-MINIAIC2-6	2-channel 3.5mm Mini Plug to Mini Plug Audio Interconnect Cable w/ Molded Connectors Fits all standard 3.5 mm (1/8-inch) audio jacks	6 ft. / 1.83 m
XD-MINIRCA-6	2-channel 3.5mm Mini Plug Audio Interconnect Cable to 2 male RCA plugs 2 female RCA jack ends - Fits all standard 3.5 mm (1/8-inch) stereo audio jacks	6 ft. / 1.83 m
Marine Speaker & Multifunction Cables		
XM-WHTSC12-25	25 ft. (7.62 m) White 12 AWG, Tinned Copper Marine Speaker Cable	25 ft. / 7.62 m
XM-WHTSC16-25	25 ft. (7.62 m) White 16 AWG, Tinned Copper Marine Speaker Cable	25 ft. / 7.62 m
XM-WHTMFC-25	25 ft. (7.62 m) White 16 AWG, Tinned Copper Marine Speaker Cable + (4) 20 AWG Illumination Leads	25 ft. / 7.62 m
XM-WHTSC-12-380	380 ft. (115.8 m) White 12 AWG, Tinned Copper Marine Speaker Cable	380 ft. / 115.8 m
XM-WHTSC-16-500	500 ft. (152.4 m) White 16 AWG, Tinned Copper Marine Speaker Cable	500 ft. / 152.4 m
XM-WHTMFC-250	250 ft. (76.2 m) White 16 AWG, Tinned Copper Marine Speaker Cable + (4) 20 AWG Illumination Leads	250 ft. / 76.2 m

Model	Description	Length
Premium Bulk Marine Power Wire		
XM-RPW2-50	50 ft. (15.2 m) Spool of ABYC Red Power Wire, 2 AWG	50 ft. / 15.2 m
XM-YPW2-50	50 ft. (15.2 m) Spool of ABYC Yellow Power Wire, 2 AWG	50 ft. / 15.2 m
XM-RPW6-200	200 ft. (61 m) Spool of ABYC Red Power Wire, 6 AWG	200 ft. / 61 m
XM-YPW6-200	200 ft. (61 m) Spool of ABYC Yellow Power Wire, 6 AWG	200 ft. / 61 m
Marine Amplifier Power Connection Systems & Products		
XMD-PCS30A-1-L12	Premium 9 AWG 12-Volt Power Connection System for Single Amplifier 12 feet (3.66 m) from battery, or closer, 30 Amp capacity (XD-MFBW-MAXI with 30A MAXI® Fuse included)	N/A
XMD-PCS50A-1-L10	Premium 6 AWG 12-Volt Power Connection System for Single Amplifier 10 feet (3 m) from battery, or closer, 50 Amp capacity (50A Ignition-Protected Marine Circuit Breaker Included)	N/A
XMD-PCS50A-1-L20	Premium 9 AWG 12-Volt Power Connection System for Single Amplifier 12 feet (3-6 m) from battery, or closer, 50 Amp capacity (50A Ignition-Protected Marine Circuit Breaker Included)	N/A
XD-MFBW-MAXI	Water-Resistant Master MAXI® Fuse Block for 4 AWG to 8 AWG Power Wire, use underhood or for amplifier fusing	N/A
XD-FDBU-2	MAXI® Fused Power Dist. Block - 1/0 - 4 AWG input / two 4 AWG or 8 AWG outputs	N/A
XD-FDBU-4	MAXI® Fused Power Dist. Block - 1/0 - 4 AWG input / four 4 AWG or 8 AWG outputs 2-Way / 3-Way Crossover	N/A
XD-PDBU-3X	Unfused Power Dist. Block - 1/0 - 4 AWG inputs / three 4 AWG or 8 AWG outputs	N/A
XMD-MCB-30	Waterproof, Ignition Protected Circuit Breaker: 30 Amp	N/A
XMD-MCB-40	Waterproof, Ignition Protected Circuit Breaker: 40 Amp	N/A
XMD-MCB-50	Waterproof, Ignition Protected Circuit Breaker: 50 Amp	N/A
XMD-MCB-60	Waterproof, Ignition Protected Circuit Breaker: 60 Amp	N/A
XMD-MCB-80	Waterproof, Ignition Protected Circuit Breaker: 80 Amp	N/A
XD-MAXI-30	MAXI® Blade-Type Fuse: 30 Amp	N/A
XD-MAXI-40	MAXI® Blade-Type Fuse: 40 Amp	N/A
XD-MAXI-50	MAXI® Blade-Type Fuse: 50 Amp	N/A
XD-MAXI-60	MAXI® Blade-Type Fuse: 60 Amp	N/A
XD-MAXI-80	MAXI® Blade-Type Fuse: 80 Amp	N/A
XD-MAXI-100	MAXI® Blade-Type Fuse: 100 Amp	N/A



SKU#97426 • 10-2021

Printed in U.S.A.



JL AUDIO® | How we play.®



www.jludio.com

10369 North Commerce Parkway • Miramar, Florida • 33025 • USA

"How we play.", "MediaMaster", "JL Audio" and the JL Audio logo are registered trademarks of JL Audio, Inc.

"VEX", "MX", "NexD" and their respective logos are trademarks of JL Audio, Inc.

©2021 JL Audio, Inc. • For more detailed information please visit us online at www.jludio.com. Due to our policy of continuous product development, all specifications are subject to change without notice.



CAR AUDIO

MARINE AUDIO

POWERSPORTS

HOME AUDIO