

# 800W Alternator Charger

Industries First 'Drive & Charge, Plug In & Power' Solution



**800W**

Turbocharge alternator  
Constant power on the road

**8x Faster**

Than traditional car chargers  
1.25 hours to charge 1kWh


**3-in-1**

Vehicle battery care solution  
Save money, time, and space

# What is EcoFlow Alternator Charger

The EcoFlow Alternator Charger features **up to 800W of charging power on the move**, capable of charging 1kWh in 75 minutes. It connects to your vehicle's alternator, which generates robust power during operation. Beyond meeting the car's daily electrical needs, the alternator produces excess power. The EcoFlow Alternator Charger harnesses this extra power through its onboard DC-DC boost converter, efficiently charging the EcoFlow Portable Power Stations.

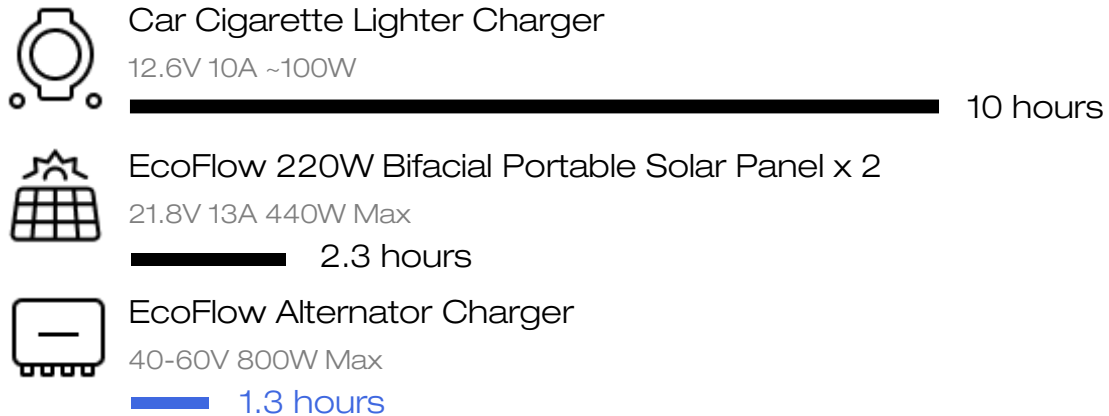
- Charge 1kWh in only 1.3 hours while you drive
- A 3-in-1 fast charger, maintainer, and jump starter
- Expands existing RV house battery capacity
- Safety-assured for any journey
- Clean, easy install without leaving a mark
- Suitable for versatile vehicles (SUVs, pickups, RVs)



# Charge 1kWh in only 1.3 hours while you drive

Charge 8x faster while you drive with our EcoFlow 800W Alternator Charger and recharge 1kWh in only 1.3 hours.

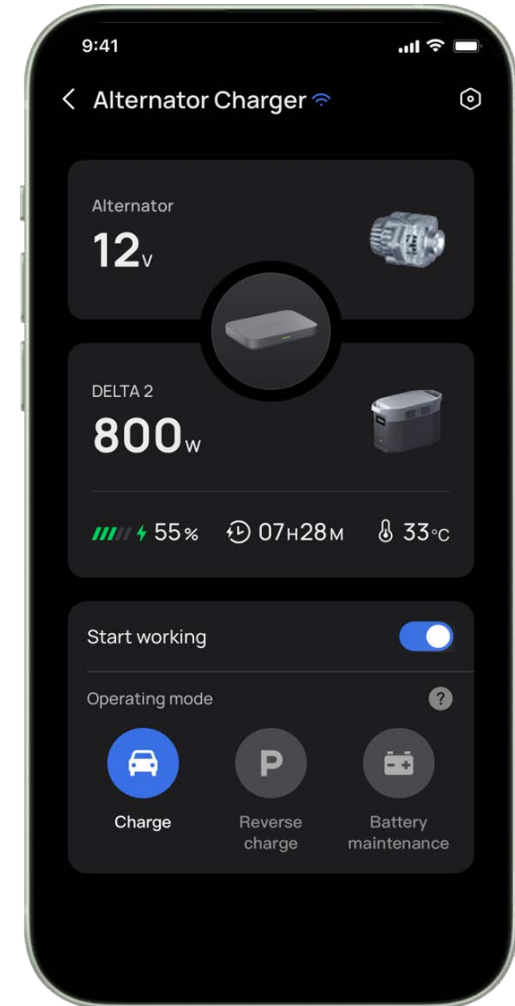
Time to fully recharge 1kWh (a DELTA 2)



# A 3-in-1 fast charger, maintainer, and jump starter

Keep your battery stays in peak condition, with the 3-in-1 Vehicle Battery Care Solution integrated design. Experience remote monitor and control with EcoFlow app.

Mode	Charging Mode	Reverse Charge Mode (Jump Start)	Battery Maintenance Mode
Scenario	Used during daily driving, using the excess power generated by alternator to recharge the power station.	Used when the storage battery is aging to start the vehicle, starting the engine with a transient current provided by the reverse of the power station.	Used when parking to extend the lifespan of the starter battery by utilizing a small reverse current to maintain the battery.
Input	11V-35V, 76A Max.	40V-60V, 21A Max.	40V-60V, 3A Max.
Output	40V-60V, 800W Max.	13.8V/27.6V, 800W Max.	13.8V/27.6V, 100W Max.



# Expands existing RV house battery capacity


Doubles as a supplementary power pack in RVs, extending your house battery runtime. Conveniently adapts to 12V/24V RV house batteries. Connects to EcoFlow portable power stations and protects RV house batteries while expanding energy storage capacity by up to 7.2kWh.



# Safety-assured for any journey

Robust and Safe Design for All Journeys:

- Thermal resistance Gallium Nitride (GaN) technology
- Reverse polarity Protection
- Overcurrent Protection
- Short circuit Protection
- Overvoltage Protection / Undervoltage protection
- 2 Year Warranty



# Clean, easy install without leaving a mark

## Step 1: Fuse to Input Cable

Connect the fuse cable to the input cable on one end.

## Step 2: Fuse to Battery

Connect the fuse cable to the vehicle battery on the other end.

## Step 3: Black Cable to Chassis

Connect the black cable to the chassis terminal.

## Step 4: Thread the Cable


Thread the other end of the input cable through the car body towards the charger.

## Step 5: Input Cable to Charger

Plug the other side of the input cable into the EcoFlow Alternator Charger.

## Step 6: Output Cable to Charger to Power Station

Plug in the output cable from the EcoFlow Alternator Charger to the portable power station.



# Compatible with EcoFlow Portable Power Stations



**DELTA 2 (1kWh)**

**~ 1.3hr to fully recharge**



**DELTA 2 Max (2kWh)**

**~ 2.6hr to fully recharge**



**DELTA Pro (3.6kWh)**

**~ 4.8hr to fully recharge**

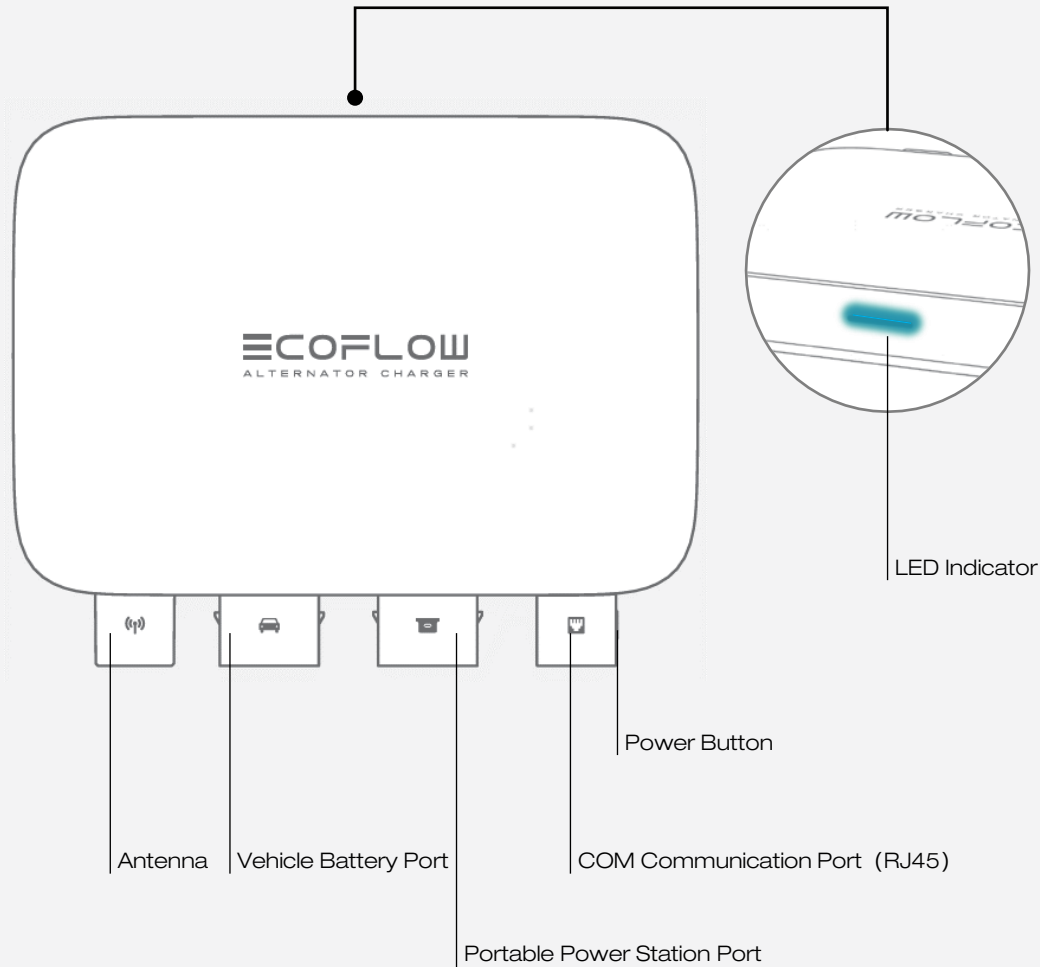
Other EcoFlow Portable Power Stations


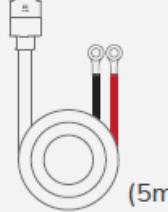










Time to fully recharge

DELTA Max 2000	2.6 hours
DELTA Max 1600	2.1 hours
DELTA 2 Extra Battery	1.3 hours
DELTA 2 Max Extra Battery	2.6 hours



# Appendix - What's in the box

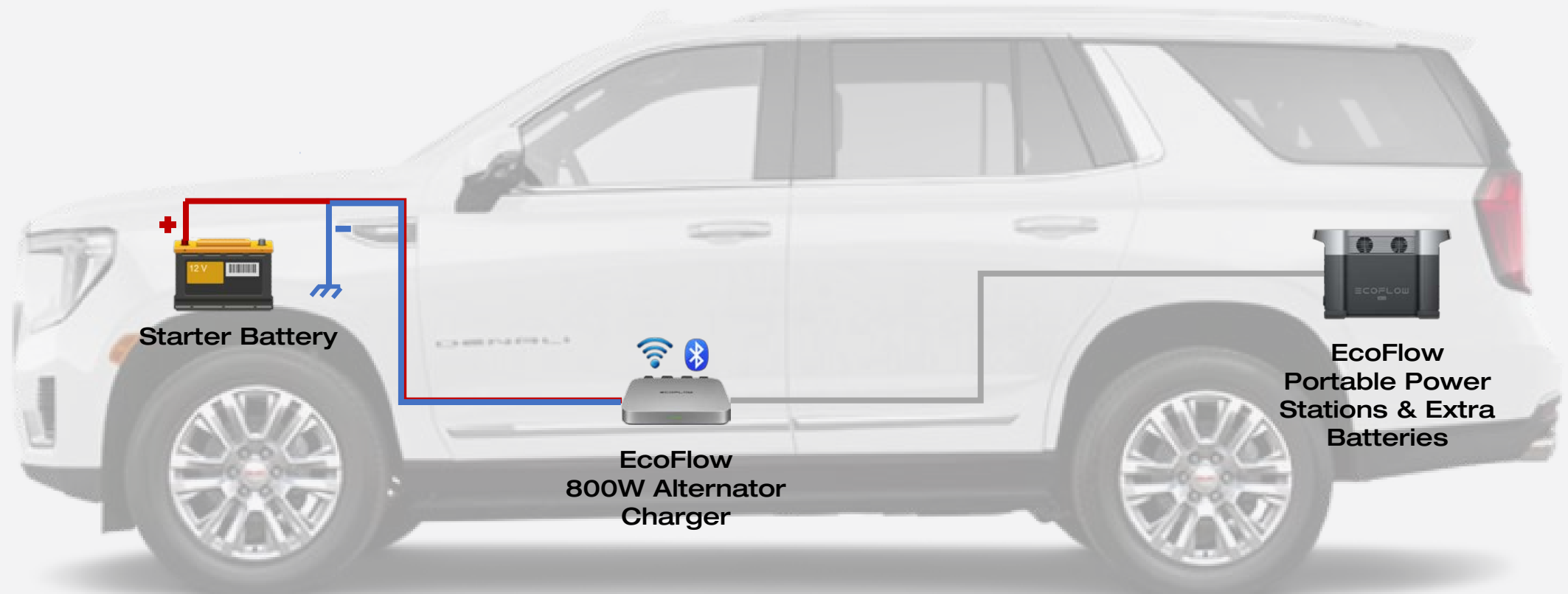


<p><b>A x1</b></p>  <p>EcoFlow Alternator Charger</p>	<p><b>B x1</b></p>  <p>Input cable (5m)</p>	<p><b>C x1</b></p>  <p>XT150 output cable (1m)</p>
<p><b>D x1</b></p>  <p>Fuse cable</p>	<p><b>E x1</b></p>  <p>Installation board</p>	<p><b>F x3</b></p>  <p>M5*12</p>
<p><b>G x2</b></p>  <p>ST5.5*25</p>	<p><b>H x2</b></p>  <p>M5*40</p>	<p><b>I x2</b></p>  <p>M6*20</p>
<p><b>J x2</b></p>  <p>M6 nut</p>	<p><b>K x1</b></p>  <p>Cable puller</p>	<p><b>L x1</b></p>  <p>Manuals &amp; Warranty Card</p>

# Appendix – Specifications

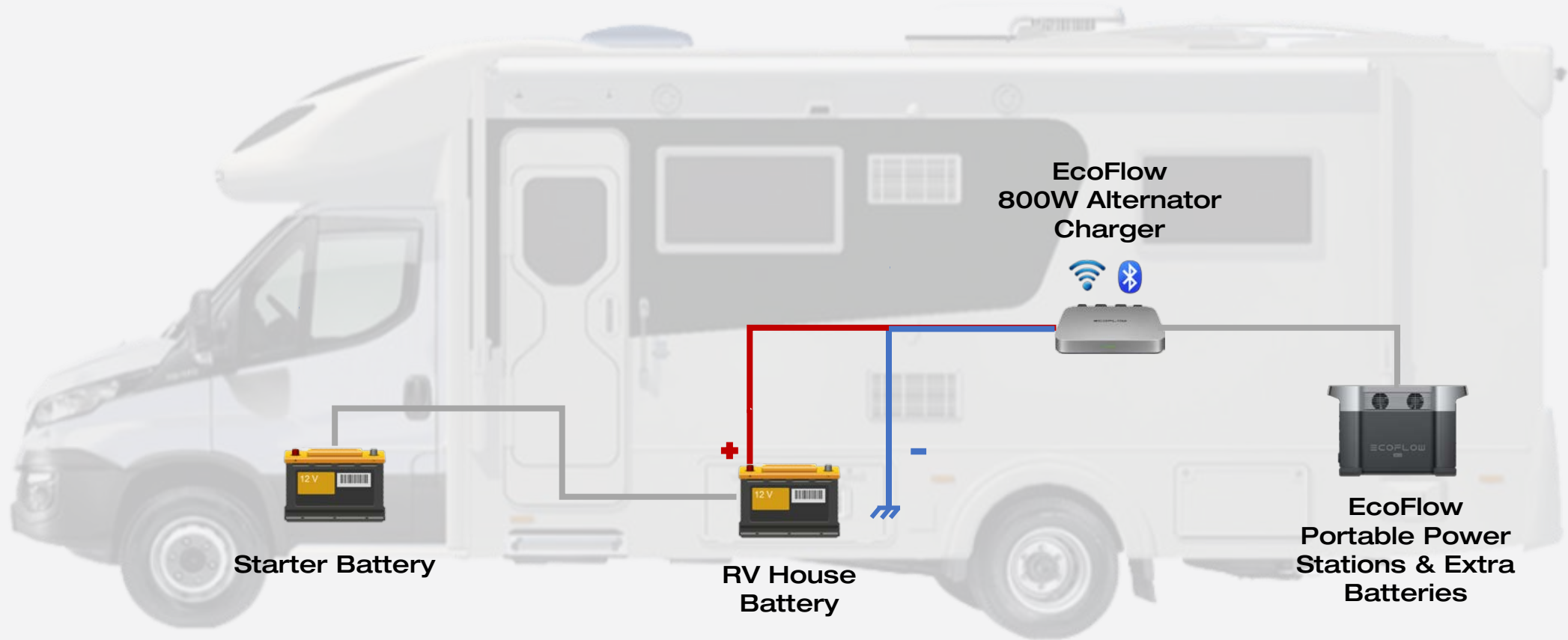
Net Weight		5.1 lb (2.3 kg)
Dimensions (W × D × H)		9.5×7.6×1.4 inch (242×194×35 mm)
Wi-Fi		Frequency: 2412MHz-2472MHz Maximum output power: <20dBm
Bluetooth		Frequency: 2402MHz-2480MHz Maximum output power: <10dBm
Charge Mode	Input	11V-35V, 76A Max.
	Output	40V-60V, 800W Max.
Battery Maintenance Mode	Input	40V-60V, 3A Max.
	Output	13.8V/27.6V, 100W Max.
Reverse Charge Mode	Input	40V-60V, 21A Max.
	Output	13.8V/27.6V, 800W Max.
Rated Current of Fuse		125A
Protection Type		Reverse polarity protection Overcurrent protection Short circuit protection Overvoltage and undervoltage protection
Operating Temperature		-4°F to 140°F (-20°C to 60°C)
Storage Temperature		-22°F to 158°F (-30°C to 70°C)
Operating Humidity		≤95%
Storage Humidity		≤95%

# Appendix - Wiring in Cars



- POSITIVE
- GROUND
- ALTERNATOR CHARGE

# Appendix - Wiring in Motorhomes



- POSITIVE
- GROUND
- ALTERNATOR CHARGE