



Affordable quality





Talamex Aqualine

Affordable quality

An affordable boat, suitable for young and old with a trustworthy standard equipment. That's where the Aqualine stands for.

The Talamex Aqualine models are complete boats with a basic equipment manufactured of 0,7mm durable and high quality 1100 decitex PVC fabric. The boats are equipped with an adjustable wooden seatbench, SS lifting and towing eyes

and aluminium oars. In the standard package of the boats is among other: a repair kit, double-action handpump, fuel tank strap*, mooring line and a packing bag. The boats have 2 year warranty and all Talamex boats are CE certified by the Dutch Marine Inspection, making them meet all European requirements!


** except QLS series*

A varied selection

There are 3 different models available. All of high quality, but distinctive in the floor of the boat.

- QLS slatted floor:** without inflatable keel, easy to roll-up, small packed and quick to set-up
- QLA air floor:** the inflatable floor and keel create a V-shaped floor which give the boat excellent sailing and rowing qualities. Lightweight, small packed and quick to set-up
- QLX aluminium floor:** with inflatable keel and aluminium floor which provides great strength, stability and robustness, perfect for planing

Fully equipped



- ① SS bow handle and towing D-rings on the bow
- ② Rubbing strake
- ③ Long lifeline for extra security
- ④ Aluminium oars
- ⑤ Adjustable wooden seatbench
- ⑥ Minimum of 3 air chambers
- ⑦ Luxurious sliding drainvalve
- ⑧ High quality 0,7mm 1100 decitex PVC fabric
- ⑨ Solid end cones for better protection
- ⑩ SS lifting D-ring



Multi chamber system

All Talamex Aqualine models have a minimum of 3 air chambers for maximum security.



Luxurious sliding drainvalve

From the inside controlled sliding drainvalve.



Adjustable seatbench

On several positions adjustable wooden sliding seatbench.



Rubbing strake

Rubbing strake around the boat which protect the tubes.



SS towing D-rings

Two strong SS D-rings on the bow



Aluminium oars

Equipped with strong aluminium oars.



Double-action hand pump

Boat includes a double-action hand pump for bringing the boat to optimal air pressure.



Lifeline

Long lifeline for extra safety.

QLS-Slatted floor

The ideal tenderboat

The Talamex Aqualine QLS with slatted floor is a boat without an inflatable keel. The boat is quickly ready to go and can be packed conveniently. Thanks to the slatted floor, the boat is easy to roll up and light in weight. This makes launching very easy. The QLS-Slatted floor is very suited for shorter sailing trips or as tenderboat.



| Boat type | Length x Width (cm) | Floor | Max. load capacity (kg) | Max. engine in kW/HP | Max. engine weight (kg) | Package size boat (cm) | Max. passengers (+1=child) | Number of air chambers | Diameter tubes (cm) | Weight incl. oars (kg) | Transom height |
|--------------------------|---------------------|---------|-------------------------|----------------------|-------------------------|------------------------|----------------------------|------------------------|---------------------|------------------------|----------------|
| 85.909.000 QLS200 | 200 x 134 | Slatted | 300 | 1,8/2,5 | 20 | 93 x 47 x 20 | 2 | 3 | 36 | 18 | Short |
| 85.909.030 QLS230 | 230 x 134 | Slatted | 325 | 2,9/4,0 | 25 | 98 x 45 x 25 | 2+1 | 3 | 36 | 20 | Short |
| 85.909.050 QLS250 | 250 x 152 | Slatted | 350 | 3,7/5,0 | 30 | 98 x 50 x 25 | 2+1 | 3 | 42 | 23 | Short |

QLA-Air floor

Comfortable and convenient

The Talamex Aqualine QLA with air floor is a boat with an inflatable keel. This creates a V-shaped floor that benefits the sailing and rowing qualities. Thanks to the V-bottom it is possible to plane the boat. The boat is lightweight, quick to set-up and small packed. In addition the inflatable bottom increases the sitting comfort. The ideal tender boat with excellent sailing characteristics.



| Boat type | Length x Width (cm) | Floor | Max. load capacity (kg) | Max. engine in kW/HP | Max. engine weight (kg) | Package size boat (cm) | Max. passengers (+1=child) | Number of air chambers | Diameter tubes (cm) | Weight incl. oars (kg) | Transom height |
|------------------------------|---------------------|-------|-------------------------|----------------------|-------------------------|------------------------|----------------------------|------------------------|---------------------|------------------------|----------------|
| 85.909.230 QLA230 | 230 x 134 | Air | 350 | 2,9/4,0 | 30 | 98 x 45 x 25 | 2+1 | 3+1+1 | 36 | 26 | Short |
| 85.909.250 QLA250 | 250 x 152 | Air | 400 | 4,4/6,0 | 30 | 98 x 50 x 25 | 2+1 | 3+1+1 | 42 | 28 | Short |
| 85.909.270 QLA270 | 270 x 152 | Air | 410 | 4,4/6,0 | 30 | 100 x 52 x 21 | 3 | 3+1+1 | 42 | 29 | Short |
| 85.909.300 QLA300 | 300 x 152 | Air | 425 | 7,4/10,0 | 45 | 100 x 51 x 24 | 4 | 3+1+1 | 42 | 31 | Short |
| 85.909.350 QLA350 | 350 x 180 | Air | 490 | 11,0/15,0 | 60 | 112 x 50 x 21 | 5 | 3+1+1 | 45 | 40 | Short |

QLX-Aluminium floor

Robust and comfort

The Talamex Aqualine QLX with aluminium floor is a boat with an inflatable keel. This creates a V-shaped floor that benefits the sailing and rowing qualities. Thanks to the V-bottom it is possible to plane the boat. The aluminium floor ensures great firmness and stability and is almost maintenance-free. This boat is well suited to hang in the davits and as holiday boat. The aluminium floor requires more time to install than an air floor boat.



| Boat type | Length x Width (cm) | Floor | Max. load capacity (kg) | Max. engine in kW/HP | Max. engine weight (kg) | Package size boat (cm) | Max. passengers (+1=child) | Number of air chambers | Diameter tubes (cm) | Weight incl. oars (kg) | Transom height |
|--------------------------|---------------------|-----------|-------------------------|----------------------|-------------------------|------------------------|----------------------------|------------------------|---------------------|------------------------|----------------|
| 85.909.450 QLX250 | 250 x 152 | Aluminium | 400 | 4,4/6,0 | 30 | 98 x 50 x 25 | 2+1 | 3+1 | 42 | 32 | Short |
| 85.909.470 QLX270 | 270 x 152 | Aluminium | 410 | 4,4/6,0 | 30 | 100 x 52 x 21 | 3 | 3+1 | 42 | 40 | Short |
| 85.909.500 QLX300 | 300 x 152 | Aluminium | 425 | 7,4/10,0 | 45 | 100 x 51 x 24 | 4 | 3+1 | 42 | 46 | Short |
| 85.909.550 QLX350 | 350 x 180 | Aluminium | 490 | 11,0/15,0 | 60 | 112 x 50 x 21 | 5 | 3+1 | 45 | 56 | Short |

Talamex electric outboard engines

Combine your Talamex boat with a Talamex electric outboard engine!

TM 30 40 48 58 66 86

- Telescopic tiller with 5 forward and 3 reverse gears
- Suitable for fresh, brackish and salt water
- Immersion depth and infinitely adjustable steering pressure
- Battery charging control display
- Battery clamps



| Article number | Description | Max boat-weight (kg) | Shaft length (mm) | Tiller | Weight (kg) |
|-------------------|--|----------------------|-------------------|------------|-------------|
| 85.804.030 | Talamex electric outboard engine TM30 12V | 850 | 760 | Telescopic | 7,2 |
| 85.804.031 | Talamex electric outboard engine TM40 12V | 1.200 | 910 | Telescopic | 8,8 |
| 85.804.032 | Talamex electric outboard engine TM48 12V | 1.450 | 910 | Telescopic | 8,8 |
| 85.804.033 | Talamex electric outboard engine TM58 12V | 1.850 | 910 | Telescopic | 10 |
| 85.804.034 | Talamex electric outboard engine TM66 12V | 2.200 | 910 | Telescopic | 11,5 |
| 85.804.035 | Talamex electric outboard engine TM86 24V | 2.500 | 910 | Telescopic | 12,5 |
| 85.804.026 | Eyeterminal wire kit (optional) | - | - | - | - |
| 85.922.215 | Bracket for trollingmotor bow mounting grey | - | - | - | - |
| 85.922.240 | Bracket for trollingmotor bow mounting black | - | - | - | - |
| 14.641.105 | Talamex Battery Box with Quickfit connection 2x12V and battery tester, 30A | - | - | - | - |
| 14.641.106 | Talamex Battery Box with Quickfit connection 2x12V and battery tester, 50A | - | - | - | - |
| 14.661.100 | Talamex automatic battery charger 10A, 12/24V | - | - | - | - |
| 14.649.905 | Battery Nautic 12V 105A | - | - | - | - |

Mariner outboard engines

F2.5M F3.5M F4M F5M F6M F8M F9.9M

Mariner has a great reputation with its outboard engines. As reliable as the engines of Mariner there are few other brands. Just carefree years sailing pleasure.

The Mariner range at LankhorstTaselaar starts at the light 2,5HP engines for smaller boats to the heavier four stroke engines for larger boats! So there is always a model that fits your use and type of boat.



| Article number | Description | Engine power in kW | Engine power in HP |
|----------------|-----------------|--------------------|--------------------|
| 98.000.120 | Mariner F 2.5 M | 1,9 | 2,5 |
| 98.000.121 | Mariner F 3.5 M | 2,6 | 3,5 |
| 98.000.123 | Mariner F 4 M | 2,9 | 4 |
| 98.000.126 | Mariner F 5 M | 3,7 | 5 |
| 98.000.128 | Mariner F 6 M | 4,4 | 6 |
| 98.000.130 | Mariner F 8 M | 5,9 | 8 |
| 98.000.131 | Mariner F 9.9 M | 7,3 | 9,9 |

Accessories

Mariner outboard engines





| Article number | Description |
|-------------------|--|
| 81.211.105 | Jerrycan fuel black 5l (264 x 140 x 246mm) |
| 81.211.110 | Jerrycan fuel black 10l (325 x 165 x 318mm) |
| 81.211.120 | Jerrycan fuel black 20l (389 x 213 x 388mm) |
| 18.702.012 | Carry can fuel 12l (260 x 460 x 220mm) |
| 18.702.000 | Carry can fuel 22l (320 x 540 x 235mm) with indicator |
| 18.702.023 | Carry can fuel 22l (320 x 540 x 235mm) |
| 18.702.030 | Carry can fuel 30l (360 x 500 x 230) |
| 91.101.810 | Outboard Cover XXS for 2,5-5HP (LxWxH: 40 x 25 x 30cm) |
| 91.101.811 | Outboard Cover XS for 2,5-15HP (LxWxH: 48 x 27 x 33cm) |
| 18.701.001 | Fuel hose with pump ball - 2m, Ø 9,5mm (3/8") |
| 75.460.100 | Tiller extension for outboards 60-120cm, Ø 25-30mm |
| 42.130.100 | Outboard motor lock with stainless steel AISI 316 cylinder lock. Dim.: 300 x 40 x 35mm |
| 42.117.002 | Outboard lock SS with hardened roller. Dim: 300 x 40 x 40mm |

Accessories

| Article number | Description |
|----------------|--|
| 85.922.108 | Seatbag with cushion grey - 120x20cm |
| 85.922.109 | Seatbag with cushion grey - 105x20cm |
| 85.922.110 | Seatbag with cushion grey - 100x20cm |
| 85.922.111 | Seatbag with cushion grey - 90x20cm |
| 85.922.112 | Seatbag with cushion grey - 85x20cm |
| 85.922.113 | Seatbag with cushion grey - 80x20cm |
| 94.100.020 | Drybag 5L |
| 94.100.021 | Drybag 10L |
| 94.100.022 | Drybag 15L |
| 85.922.123 | Pressure gauge for handpump |
| 85.922.040 | Handpump standard valve Talamex |
| 85.922.214 | Anchor line holder for inflatable boat |
| 20.300.165 | Bravo BST 800 electric airpump |
| 20.300.176 | Bravo BST 800 Battery electric airpump |
| 20.300.160 | Bravo GE 230/1000 electric airpump |
| 95.900.337 | Oarlock replacement kit for bimini Aqualine, Greenline, Superlight |
| 95.900.338 | Oarlock replacement kit for bimini Comfortline, Highline, Silverline |
| 95.900.339 | Stainless steel bimini holder for oarlocker |
| 85.922.236 | Glue-on accessory base/mount (pair) |
| 85.922.237 | Adjustable plug-in holder for fishing rod |
| 85.922.238 | Adjustable plug-in platform for fishfinder/chartplotter |



Accessories



| Article number | Description |
|----------------|---|
| 77.203.001 | Folding anchor 1,5kg |
| 77.203.002 | Folding anchor 2,5kg |
| 77.203.003 | Folding anchor 3,2kg |
| 77.203.004 | Folding anchor 4kg |
| 77.203.006 | Folding anchor 6kg |
| 79.625.102 | Boarding ladder for inflatables aluminium 2 steps |
| 79.625.103 | Boarding ladder for inflatables aluminium 3 steps |
| 85.540.174 | Transportrader Spiegelmontage |
| 81.101.829 | Boatcover Maxi Tender (300-360cm) |
| 81.101.830 | Boatcover Tender (240-300cm) |
| 81.101.831 | Boatcover XXS (420-480cm). (Boatwidth max. 180cm) |
| 81.101.832 | Boatcover XS (420-480cm). (Boatwidth max 229cm) |
| 85.930.200 | Aluminium pole for boat covers 60-100cm |
| 85.000.424 | Valet kit |
| 85.000.430 | Insta-Lock lock and lift system |

Talamex lifejackets

Specially selected for you

Talamex Inflatable lifejacket 150N:

- Automatically & Manual
- For persons of 40 kg and more
- According ISO 12402-3

Talamex 100N Kids lifejackets:

- Fabric 100% polyester, High visible EN ISO 20471
- Foam from light PE
- Reflective panels
- Crotchstrap for extra safety
- Adjustable waistbelt with strong nexus buckle
- Zipper closing
- According ISO 12402-4



| Article numbe | Modell | Size | Weight |
|---------------|--|---------|---------|
| 20.427.505 | Talamex Inflatable lifejacket150N | Adult | 40+ kg |
| 20.427.020 | Recharge set UML MK5 33g All Weather Automatic | Adult | 40+ kg |
| 20.400.001 | Talamex 100N | Baby | 0-15kg |
| 20.400.015 | Talamex 100N | Toddler | 15-20kg |
| 20.400.020 | Talamex 100N | Child | 20-30kg |

Specifications

| Boat type | Length x Width (cm) | Floor | Max. load capacity (kg) | Max. engine in kW/HP | Max. engine weight (kg) | Package size boat (cm) | Package size floor (cm) | Max. passengers (+1=child) | Number of air chambers | Diameter tubes (cm) | Weight incl. oars (kg) | Transom height |
|--------------------------|---------------------|-----------|-------------------------|----------------------|-------------------------|------------------------|-------------------------|----------------------------|------------------------|---------------------|------------------------|----------------|
| 85.909.000 QLS200 | 200 x 134 | Slatted | 300 | 1,8/2,5 | 20 | 93 x 47 x 20 | - | 2 | 3 | 36 | 18 | Short |
| 85.909.030 QLS230 | 230 x 134 | Slatted | 325 | 2,9/4,0 | 25 | 98 x 45 x 25 | - | 2+1 | 3 | 36 | 20 | Short |
| 85.909.050 QLS250 | 250 x 152 | Slatted | 350 | 3,7/5,0 | 30 | 98 x 50 x 25 | - | 2+1 | 3 | 42 | 23 | Short |
| 85.909.230 QLA230 | 230 x 134 | Air | 350 | 2,9/4,0 | 30 | 98 x 45 x 25 | - | 2+1 | 3+1+1 | 36 | 26 | Short |
| 85.909.250 QLA250 | 250 x 152 | Air | 400 | 4,4/6,0 | 30 | 98 x 50 x 25 | - | 2+1 | 3+1+1 | 42 | 28 | Short |
| 85.909.270 QLA270 | 270 x 152 | Air | 410 | 4,4/6,0 | 30 | 100 x 52 x 21 | - | 3 | 3+1+1 | 42 | 29 | Short |
| 85.909.300 QLA300 | 300 x 152 | Air | 425 | 7,4/10,0 | 45 | 100 x 51 x 24 | - | 4 | 3+1+1 | 42 | 31 | Short |
| 85.909.350 QLA350 | 350 x 180 | Air | 490 | 11,0/15,0 | 60 | 112 x 50 x 21 | - | 5 | 3+1+1 | 45 | 40 | Short |
| 85.909.450 QLX250 | 250 x 152 | Aluminium | 400 | 4,4/6,0 | 30 | 98 x 50 x 25 | 80 x 65 x 6 | 2+1 | 3+1 | 42 | 32 | Short |
| 85.909.470 QLX270 | 270 x 152 | Aluminium | 410 | 4,4/6,0 | 30 | 100 x 52 x 21 | 80 x 65 x 10 | 3 | 3+1 | 42 | 40 | Short |
| 85.909.500 QLX300 | 300 x 152 | Aluminium | 425 | 7,4/10,0 | 45 | 100 x 51 x 24 | 85 x 65 x 10 | 4 | 3+1 | 42 | 46 | Short |
| 85.909.550 QLX350 | 350 x 180 | Aluminium | 490 | 11,0/15,0 | 60 | 112 x 50 x 21 | 100 x 65 x 10 | 5 | 3+1 | 45 | 56 | Short |

The complete range of Talamex inflatable boats consists of the following models.
Ask your dealer for more information or visit www.talamexinflatables.com



© 2021-01 Lankhorst Taselaar. All rights reserved. Lankhorst Taselaar continuously explores means the products it designs, manufactures and distributes to improve. We strive to the utmost to produce up-to-date sales and service documentation. The technical specifications of engines, boats and accessories are ongoing subject to change. This brochure should not be regarded as a precise guide to find the latest technical information. Also, this brochure is not intended as a sales brochure for particular engine, boat or accessories. Distributors and dealers are no agents of Lankhorst Taselaar and has no authority to give explicit commitments on behalf of Lankhorst Taselaar, including but not limited to, statements with respect to a product, sales, applications or service. Not all products are available in all countries. Some products shown in this catalog are equipped with optional accessories. Please consult your dealer. Model, color, image, specifications changes reserved.



Talamex Marine Products distributed by Lankhorst Taselaar
Komeet 13 | 8448 CG Heerenveen | The Netherlands
T +31 (0)320 27 46 11 | E sales@lankhorst-taselaar.nl
I www.talamexinflatables.com

